Blueberries Exports from South Africa

Season 2024/2025 - Week 52

(Report in Tonnage)

24/25 vs 25/26 per Week

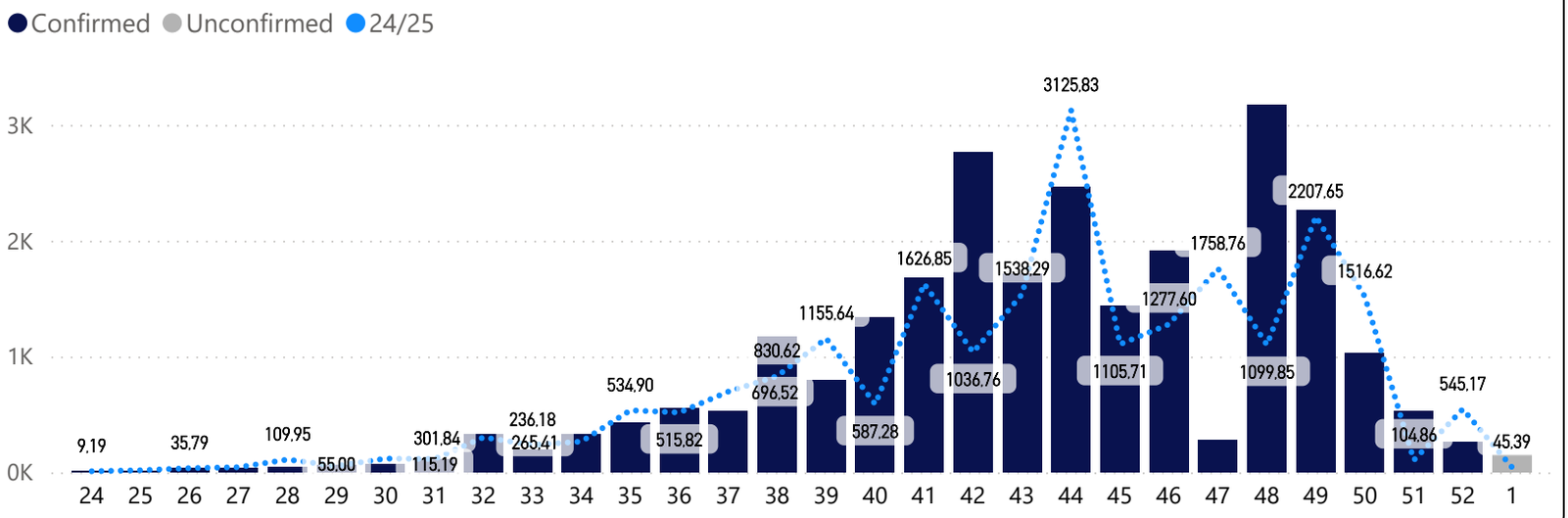

Comparison Report Week (24/25 vs 25/26)

Region	25/26 Air	25/26 Sea	25/26 Total	24/25 Air	24/25 Sea	24/25 Total	Diff%
Europe	12,39	150,18	162,57	5,69	280,56	286,25	-43,2%
United Kingdom	0,00	57,53	57,53	3,17	205,18	208,35	-72,4%
Middle East	2,16	37,94	40,10	5,92	33,45	39,37	1,9%
Far East & Asia	2,09	0,00	2,09	9,25	0,00	9,25	-77,4%
Indian Ocean Islands	0,00	0,00	0,00	1,95	0,00	1,95	-100,0%
Africa							
Other							
Russian Federation							
USA & Canada							
Total	**16,64**	**245,65**	**262,29**	**25,98**	**519,19**	**545,17**	**-51,9%**

Comparison Year To Date (24/25 vs 25/26)

Region	25/26 Air	25/26 Sea	25/26 Total	24/25 Air	24/25 Sea	24/25 Total	Diff%
Africa	9,21	21,45	30,66	3,41	0,00	3,41	799,1%
Europe	1 743,74	9 116,89	10 860,63	2 364,72	6 508,94	8 873,66	22,4%
Far East & Asia	1 289,10	312,16	1 601,26	1 402,81	475,90	1 878,71	-14,8%
Indian Ocean Islands	44,73	2,10	46,83	38,87	1,20	40,07	16,9%
Middle East	1 962,88	1 278,52	3 241,40	1 507,28	956,01	2 463,29	31,6%
Other	0,00	0,00	0,00	5,14	0,00	5,14	-100,0%
Russian Federation	10,14	0,00	10,14	15,94	0,00	15,94	-36,4%
United Kingdom	2 176,59	7 616,32	9 792,91	3 378,70	5 912,85	9 291,55	5,4%
USA & Canada	0,22	0,00	0,22	0,89	0,00	0,89	-75,3%
Total	**7 236,61**	**18 347,44**	**25 584,05**	**8 717,76**	**13 854,90**	**22 572,66**	**13,3%**

2025-12-30 14:50:58

Blueberries Exports from South Africa

Season 2025/2026 - Ytd Week 52

(Report in Tonnage)

Exports per Country

Region Africa Europe Far East & Asia Indian Ocea... Middle East Other Russian Fe... United Ki... USA & C...

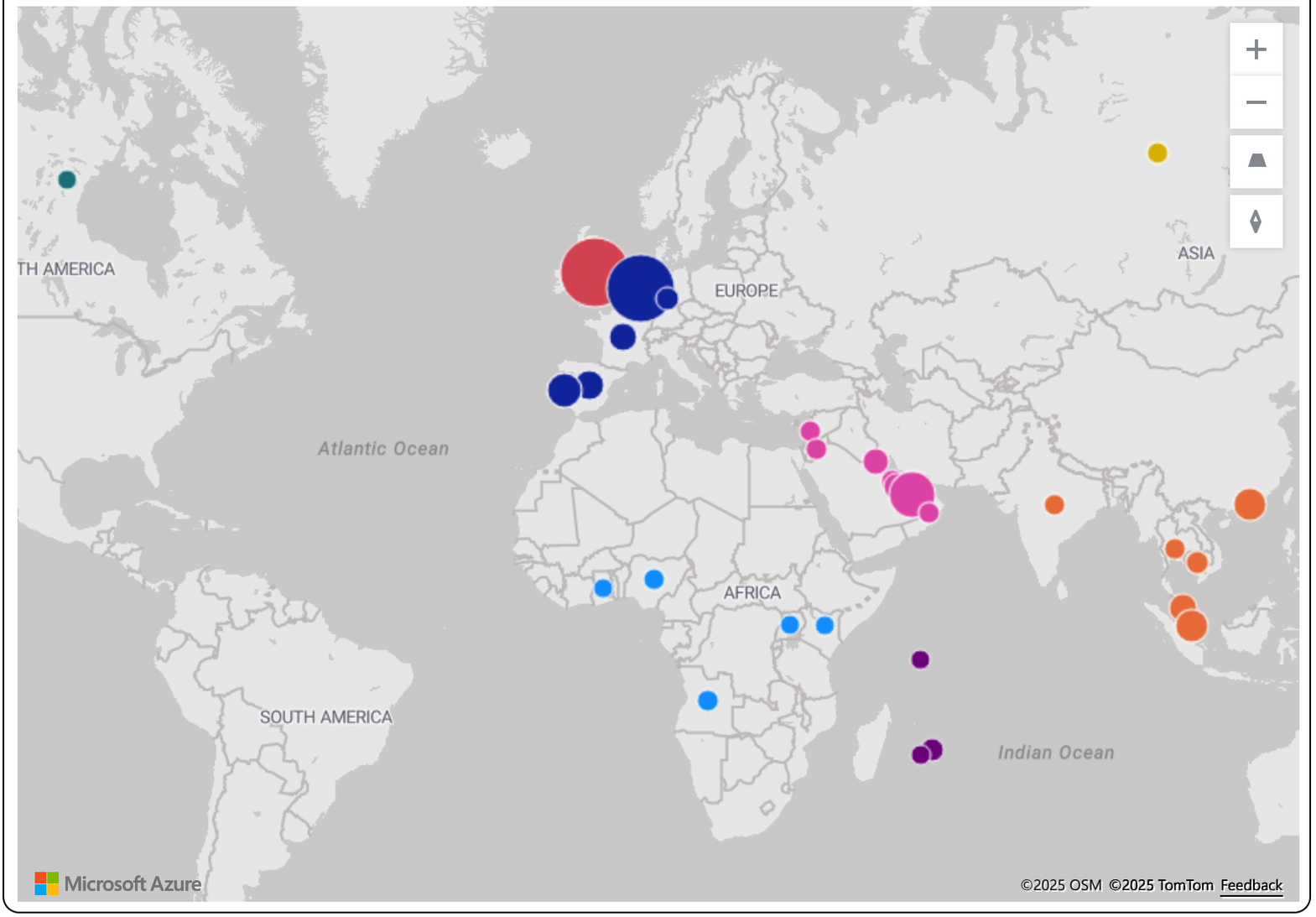

YTD Export Growth % (24/25 vs 25/26)

Region	24/25	25/26	Diff%
Europe	8 873,66	10 860,63	22,4%
United Kingdom	9 291,55	9 792,91	5,4%
Middle East	2 463,29	3 241,40	31,6%
Far East & Asia	1 878,71	1 601,26	-14,8%
Indian Ocean Islands	40,07	46,83	16,9%
Africa	3,41	30,66	799,1%
Russian Federation	15,94	10,14	-36,4%
USA & Canada	0,89	0,22	-75,3%
Other	5,14	0,00	-100,0%
Total	**22 572,66**	**25 584,05**	**13,3%**

Transport Type

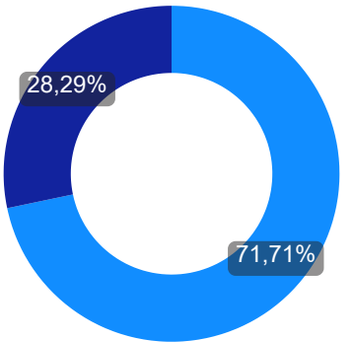

Transport Sea Air

2025-12-30 14:50:58

Blueberries Exports from South Africa

Season 2025/2026 - Ytd Week 52

(Report in Tonnage)

Exports per Region and Country

Region	Country	25/26	24/25	Diff	Diff%
Africa	**Angola**	19,69	0,00	19,69	100,0%
	Egypt	0,00	1,36	-1,36	-100,0%
	Ghana	0,93	0,00	0,93	100,0%
	Kenya	0,72	2,05	-1,33	-64,9%
	Nigeria	8,24	0,00	8,24	100,0%
	Uganda	1,08	0,00	1,08	100,0%
	Total	**30,66**	**3,41**	**27,25**	**799,1%**
Europe	**France**	245,57	243,56	2,01	0,8%
	Germany	45,29	387,73	-342,44	-88,3%
	Ireland	0,00	80,01	-80,01	-100,0%
	Italy	0,00	4,23	-4,23	-100,0%
	Netherlands	9 362,28	7 167,45	2 194,83	30,6%
	Portugal	808,96	432,32	376,64	87,1%
	Spain	398,53	555,84	-157,31	-28,3%
	Sweden	0,00	2,52	-2,52	-100,0%
	Total	**10 860,63**	**8 873,66**	**1 986,97**	**22,4%**
Far East & Asia	**Cambodia**	36,86	17,00	19,86	116,8%
	Hong Kong	676,75	597,02	79,73	13,4%
	India	10,31	0,00	10,31	100,0%
	Malaysia	239,79	441,96	-202,17	-45,7%
	Singapore	626,28	766,08	-139,80	-18,2%
	Thailand	11,27	56,65	-45,38	-80,1%
	Total	**1 601,26**	**1 878,71**	**-277,45**	**-14,8%**
Indian Ocean Islands	**Maldives**	0,00	1,16	-1,16	-100,0%
	Mauritius	44,65	38,53	6,12	15,9%
	Reunion	2,10	0,38	1,72	452,6%
	Seychelles	0,08	0,00	0,08	100,0%
	Total	**46,83**	**40,07**	**6,76**	**16,9%**
Middle East	**Bahrain**	45,95	45,32	0,63	1,4%
	Jordan	16,55	17,82	-1,27	-7,1%
	Kuwait	170,12	201,59	-31,47	-15,6%
	Lebanon	7,46	0,00	7,46	100,0%
	Oman	6,71	20,49	-13,78	-67,3%
	Qatar	187,24	199,08	-11,84	-5,9%
	Saudi Arabia	180,92	355,32	-174,40	-49,1%
	United Arab Emirates	2 626,45	1 623,67	1 002,78	61,8%
	Total	**3 241,40**	**2 463,29**	**778,11**	**31,6%**
Other	**Unknown**	0,00	5,14	-5,14	-100,0%

Indemnity: Agri-hub shall take all reasonable precautions to ensure that any information and data provided by Agri-hub from its information sources are correct. Neither Agri-hub nor any of its directors, employees or information sources take any responsibility for action or losses that might occur as a result of the usage of this information.