Blueberries Exports from South Africa

Season 2024/2025 - Week 51

(Report in Tonnage)

24/25 vs 25/26 per Week

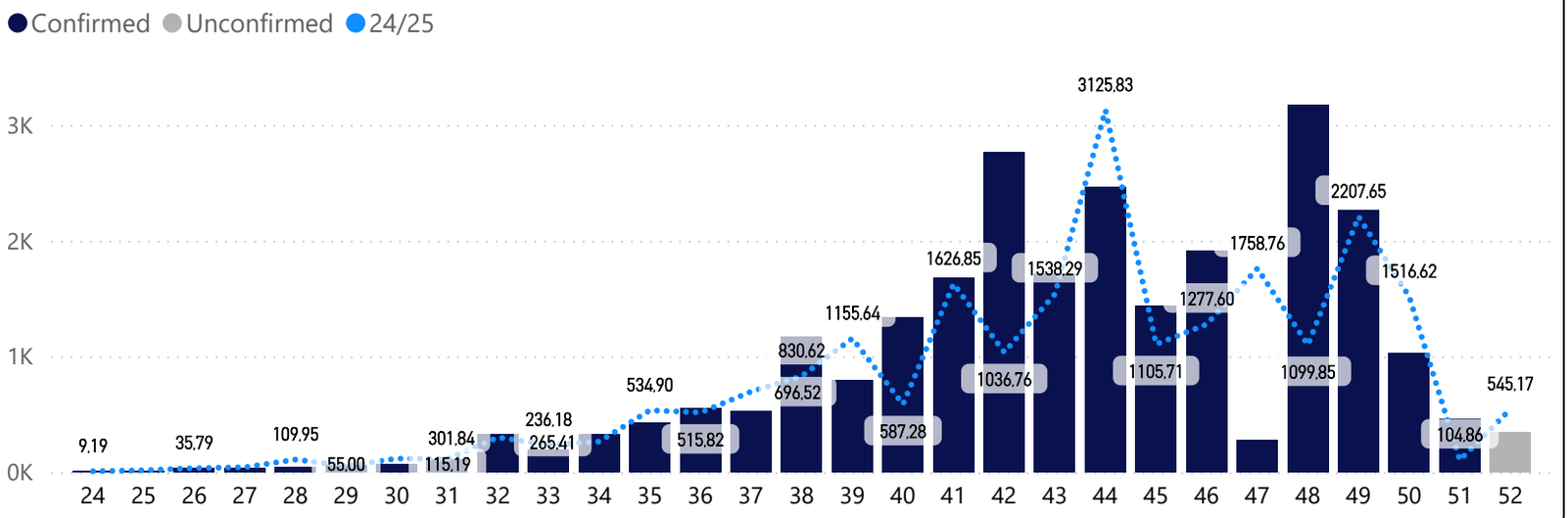

Comparison Report Week (24/25 vs 25/26)

Region	25/26 Air	25/26 Sea	25/26 Total	24/25 Air	24/25 Sea	24/25 Total	Diff%
Europe	21,39	265,68	287,07	43,29	0,00	43,29	563,1%
United Kingdom	42,48	99,10	141,58	3,51	0,00	3,51	3933,6%
Middle East	4,97	19,31	24,28	19,73	18,10	37,83	-35,8%
Far East & Asia	6,57	0,00	6,57	15,84	0,00	15,84	-58,5%
Indian Ocean Islands	1,07	0,00	1,07	1,75	0,00	1,75	-38,9%
Other	0,00	0,00	0,00	2,64	0,00	2,64	-100,0%
Africa							
Russian Federation							
USA & Canada							
Total	**76,48**	**384,09**	**460,57**	**86,76**	**18,10**	**104,86**	**339,2%**

Comparison Year To Date (24/25 vs 25/26)

Region	25/26 Air	25/26 Sea	25/26 Total	24/25 Air	24/25 Sea	24/25 Total	Diff%
Africa	9,21	21,45	30,66	3,41	0,00	3,41	799,1%
Europe	1 709,98	8 966,72	10 676,70	2 359,03	6 228,38	8 587,41	24,3%
Far East & Asia	1 286,01	312,16	1 598,17	1 393,56	475,90	1 869,46	-14,5%
Indian Ocean Islands	44,73	2,10	46,83	36,92	1,20	38,12	22,8%
Middle East	1 959,64	1 240,58	3 200,22	1 501,36	922,56	2 423,92	32,0%
Other	0,00	0,00	0,00	5,14	0,00	5,14	-100,0%
Russian Federation	10,14	0,00	10,14	15,94	0,00	15,94	-36,4%
United Kingdom	2 134,10	7 558,79	9 692,89	3 375,53	5 707,67	9 083,20	6,7%
USA & Canada	0,22	0,00	0,22	0,89	0,00	0,89	-75,3%
Total	**7 154,03**	**18 101,80**	**25 255,83**	**8 691,78**	**13 335,71**	**22 027,49**	**14,7%**

2025-12-24 12:19:38

Blueberries Exports from South Africa

Season 2025/2026 - Ytd Week 51

(Report in Tonnage)

Exports per Country

Region Africa Europe Far East & Asia Indian Ocea... Middle East Other Russian Fe... United Ki... USA & C...

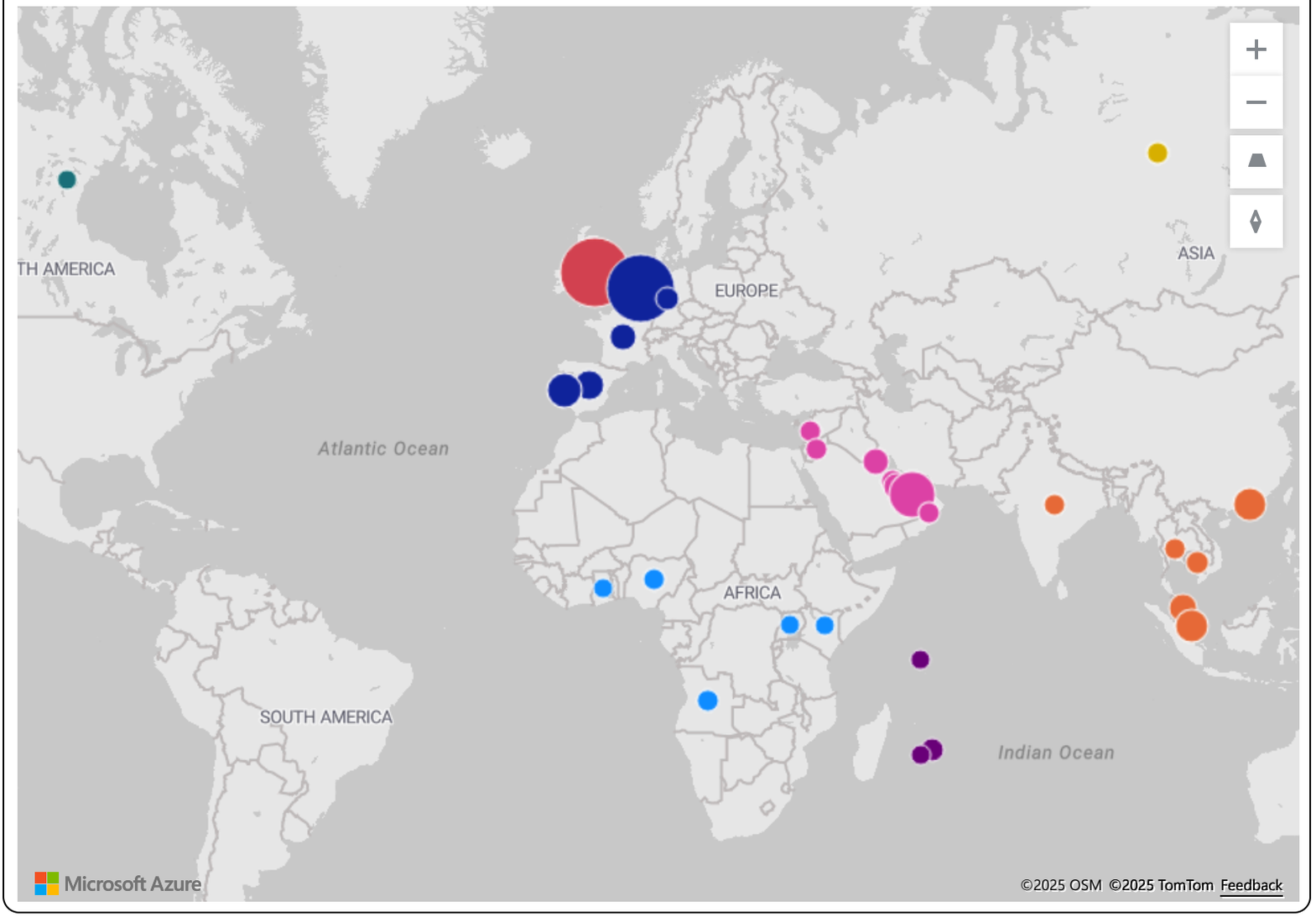

YTD Export Growth % (24/25 vs 25/26)

Region	24/25	25/26	Diff%
Europe	8 587,41	10 676,70	24,3%
United Kingdom	9 083,20	9 692,89	6,7%
Middle East	2 423,92	3 200,22	32,0%
Far East & Asia	1 869,46	1 598,17	-14,5%
Indian Ocean Islands	38,12	46,83	22,8%
Africa	3,41	30,66	799,1%
Russian Federation	15,94	10,14	-36,4%
USA & Canada	0,89	0,22	-75,3%
Other	5,14	0,00	-100,0%
Total	**22 027,49**	**25 255,83**	**14,7%**

Transport Type

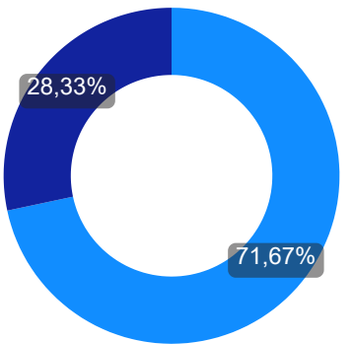

Transport Sea Air

2025-12-24 12:19:38

Blueberries Exports from South Africa

Season 2025/2026 - Ytd Week 51

(Report in Tonnage)

Exports per Region and Country

Region	Country	25/26	24/25	Diff	Diff%
Africa	**Angola**	19,69	0,00	19,69	100,0%
	Egypt	0,00	1,36	-1,36	-100,0%
	Ghana	0,93	0,00	0,93	100,0%
	Kenya	0,72	2,05	-1,33	-64,9%
	Nigeria	8,24	0,00	8,24	100,0%
	Uganda	1,08	0,00	1,08	100,0%
	Total	**30,66**	**3,41**	**27,25**	**799,1%**
Europe	**France**	214,69	237,87	-23,18	-9,7%
	Germany	45,29	387,73	-342,44	-88,3%
	Ireland	0,00	80,01	-80,01	-100,0%
	Italy	0,00	4,23	-4,23	-100,0%
	Netherlands	9 209,23	6 901,49	2 307,74	33,4%
	Portugal	808,96	417,72	391,24	93,7%
	Spain	398,53	555,84	-157,31	-28,3%
	Sweden	0,00	2,52	-2,52	-100,0%
	Total	**10 676,70**	**8 587,41**	**2 089,29**	**24,3%**
Far East & Asia	**Cambodia**	36,86	16,41	20,45	124,6%
	Hong Kong	676,75	597,02	79,73	13,4%
	India	10,31	0,00	10,31	100,0%
	Malaysia	239,79	439,19	-199,40	-45,4%
	Singapore	623,19	762,13	-138,94	-18,2%
	Thailand	11,27	54,71	-43,44	-79,4%
	Total	**1 598,17**	**1 869,46**	**-271,29**	**-14,5%**
Indian Ocean Islands	**Maldives**	0,00	1,16	-1,16	-100,0%
	Mauritius	44,65	36,58	8,07	22,1%
	Reunion	2,10	0,38	1,72	452,6%
	Seychelles	0,08	0,00	0,08	100,0%
	Total	**46,83**	**38,12**	**8,71**	**22,8%**
Middle East	**Bahrain**	42,71	44,64	-1,93	-4,3%
	Jordan	16,55	17,82	-1,27	-7,1%
	Kuwait	170,12	201,59	-31,47	-15,6%
	Lebanon	7,46	0,00	7,46	100,0%
	Oman	6,71	20,49	-13,78	-67,3%
	Qatar	178,24	199,08	-20,84	-10,5%
	Saudi Arabia	171,92	353,02	-181,10	-51,3%
	United Arab Emirates	2 606,51	1 587,28	1 019,23	64,2%
	Total	**3 200,22**	**2 423,92**	**776,30**	**32,0%**
Other	**Unknown**	0,00	5,14	-5,14	-100,0%

Indemnity: Agri-hub shall take all reasonable precautions to ensure that any information and data provided by Agri-hub from its information sources are correct. Neither Agri-hub nor any of its directors, employees or information sources take any responsibility for action or losses that might occur as a result of the usage of this information.