Blueberries Exports from South Africa

Season 2024/2025 - Week 47

(Report in Tonnage)

24/25 vs 25/26 per Week

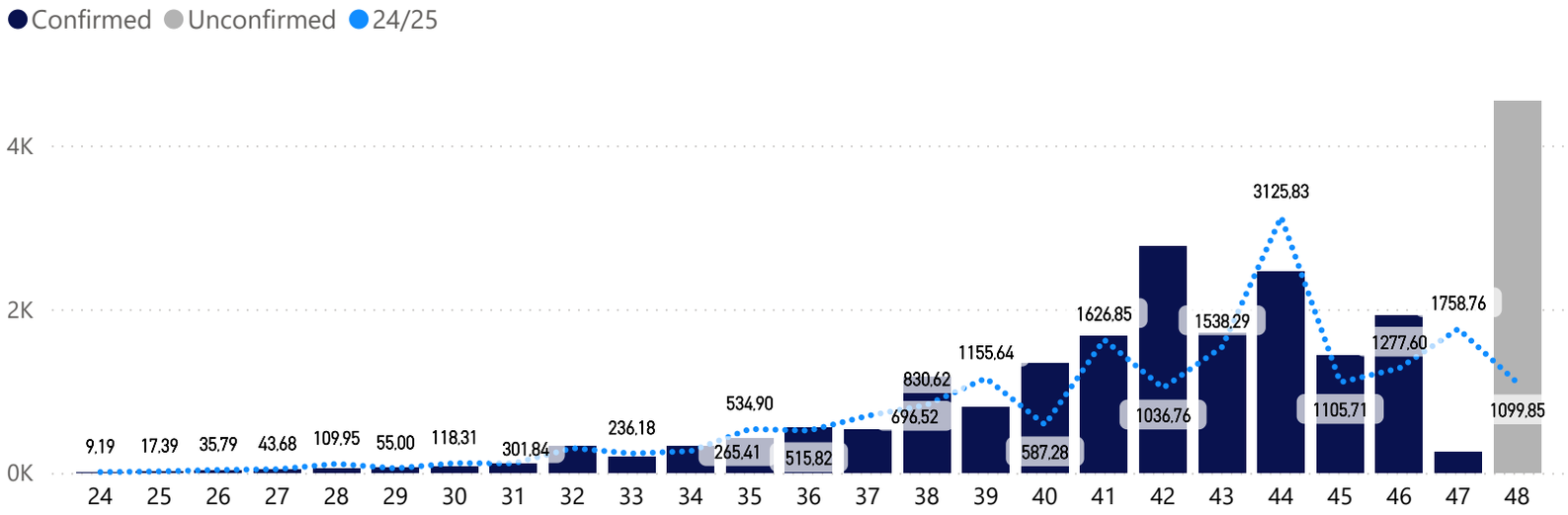

Comparison Report Week (24/25 vs 25/26)

Region	25/26 Air	25/26 Sea	25/26 Total	24/25 Air	24/25 Sea	24/25 Total	Diff%
United Kingdom	93,17	0,00	93,17	148,27	460,77	609,04	-84,7%
Europe	48,70	12,96	61,66	76,53	805,01	881,54	-93,0%
Far East & Asia	51,53	0,00	51,53	54,34	31,64	85,98	-40,1%
Middle East	30,29	11,25	41,54	62,62	116,60	179,22	-76,8%
Indian Ocean Islands	1,95	0,00	1,95	1,94	0,00	1,94	0,5%
Russian Federation	1,55	0,00	1,55	0,00	0,00	0,00	100,0%
Africa	1,08	0,00	1,08	1,04	0,00	1,04	3,8%
Other							
USA & Canada							
Total	**228,27**	**24,21**	**252,48**	**344,74**	**1 414,02**	**1 758,76**	**-85,6%**

Comparison Year To Date (24/25 vs 25/26)

Region	25/26 Air	25/26 Sea	25/26 Total	24/25 Air	24/25 Sea	24/25 Total	Diff%
Africa	3,81	21,45	25,26	3,41	0,00	3,41	640,8%
Europe	1 519,65	5 485,93	7 005,58	2 047,55	4 050,40	6 097,95	14,9%
Far East & Asia	1 201,78	222,52	1 424,30	1 242,40	371,54	1 613,94	-11,8%
Indian Ocean Islands	39,20	2,10	41,30	31,47	0,00	31,47	31,2%
Middle East	1 917,76	1 031,87	2 949,63	1 358,22	746,77	2 104,99	40,1%
Other	0,00	0,00	0,00	2,50	0,00	2,50	-100,0%
Russian Federation	10,14	0,00	10,14	6,11	0,00	6,11	66,0%
United Kingdom	1 794,35	5 048,76	6 843,11	3 028,18	4 209,07	7 237,25	-5,4%
USA & Canada	0,22	0,00	0,22	0,89	0,00	0,89	-75,3%
Total	**6 486,91**	**11 812,63**	**18 299,54**	**7 720,73**	**9 377,78**	**17 098,51**	**7,0%**

2025-11-27 13:57:13

Blueberries Exports from South Africa

Season 2025/2026 - Ytd Week 47

(Report in Tonnage)

Exports per Country

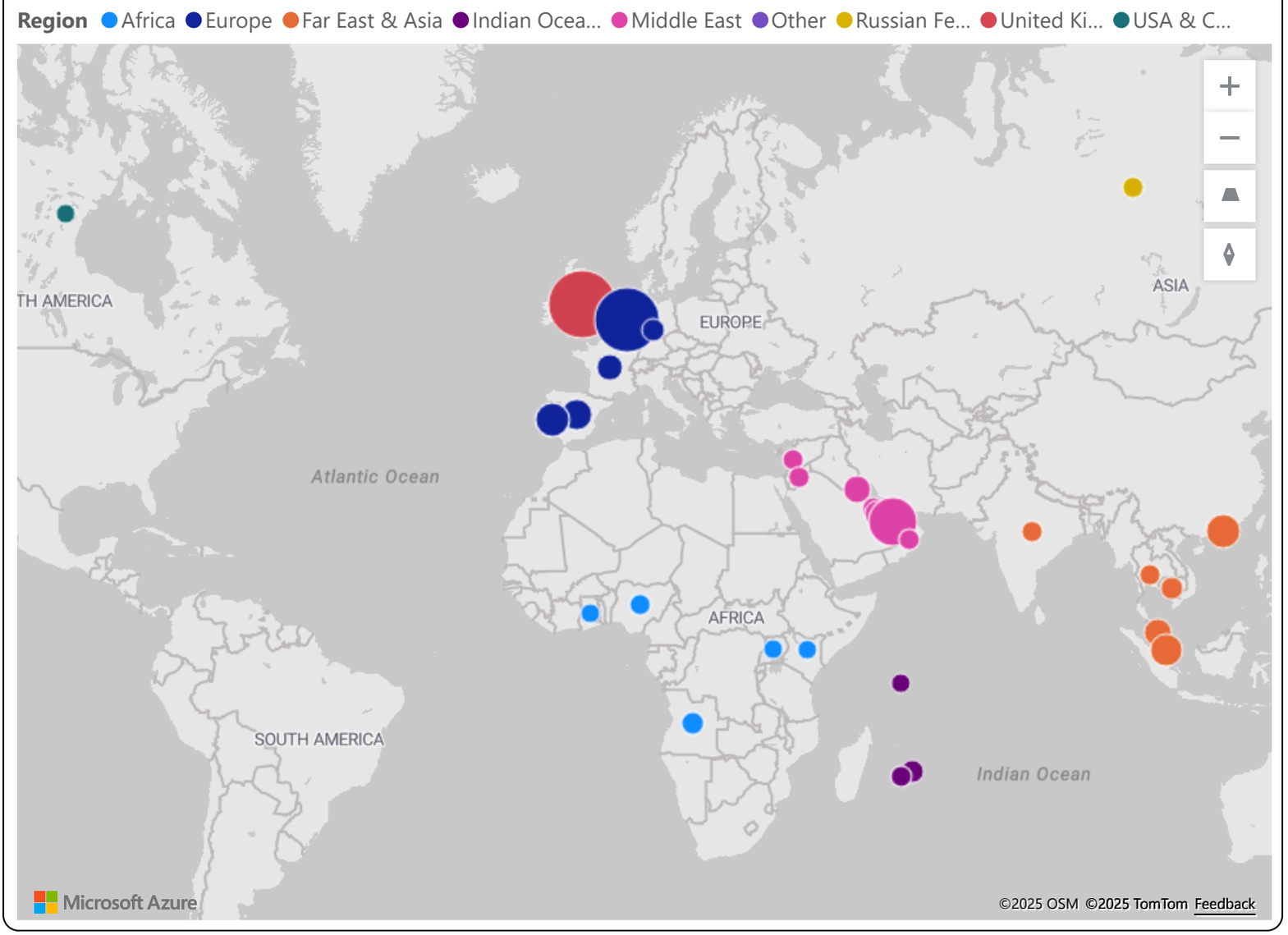

YTD Export Growth % (24/25 vs 25/26)

Region	24/25	25/26	Diff%
Europe	6 097,95	7 005,58	14,9%
United Kingdom	7 237,25	6 843,11	-5,4%
Middle East	2 104,99	2 949,63	40,1%
Far East & Asia	1 613,94	1 424,30	-11,8%
Indian Ocean Islands	31,47	41,30	31,2%
Africa	3,41	25,26	640,8%
Russian Federation	6,11	10,14	66,0%
USA & Canada	0,89	0,22	-75,3%
Other	2,50	0,00	-100,0%
Total	**17 098,51**	**18 299,54**	**7,0%**

Transport Type

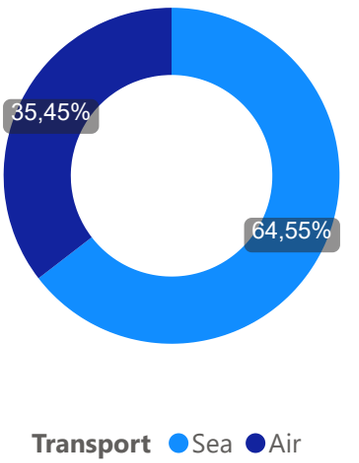

2025-11-27 13:57:13

Blueberries Exports from South Africa

Season 2025/2026 - Ytd Week 47

(Report in Tonnage)

Exports per Region and Country

Region	Country	25/26	24/25	Diff	Diff%
Africa	**Angola**	19,69	0,00	19,69	100,0%
	Egypt	0,00	1,36	-1,36	-100,0%
	Ghana	0,93	0,00	0,93	100,0%
	Kenya	0,72	2,05	-1,33	-64,9%
	Nigeria	2,84	0,00	2,84	100,0%
	Uganda	1,08	0,00	1,08	100,0%
	Total	**25,26**	**3,41**	**21,85**	**640,8%**
Europe	**France**	152,95	180,33	-27,38	-15,2%
	Germany	45,29	371,02	-325,73	-87,8%
	Ireland	0,00	64,18	-64,18	-100,0%
	Italy	0,00	4,23	-4,23	-100,0%
	Netherlands	5 831,20	4 705,00	1 126,20	23,9%
	Portugal	577,61	323,37	254,24	78,6%
	Spain	398,53	447,30	-48,77	-10,9%
	Sweden	0,00	2,52	-2,52	-100,0%
	Total	**7 005,58**	**6 097,95**	**907,63**	**14,9%**
Far East & Asia	**Cambodia**	36,86	12,88	23,98	186,2%
	Hong Kong	641,13	536,44	104,69	19,5%
	India	10,31	0,00	10,31	100,0%
	Malaysia	198,68	399,87	-201,19	-50,3%
	Singapore	526,05	621,71	-95,66	-15,4%
	Thailand	11,27	43,04	-31,77	-73,8%
	Total	**1 424,30**	**1 613,94**	**-189,64**	**-11,8%**
Indian Ocean Islands	**Maldives**	0,00	1,16	-1,16	-100,0%
	Mauritius	39,12	30,31	8,81	29,1%
	Reunion	2,10	0,00	2,10	100,0%
	Seychelles	0,08	0,00	0,08	100,0%
	Total	**41,30**	**31,47**	**9,83**	**31,2%**
Middle East	**Bahrain**	31,55	37,81	-6,26	-16,6%
	Jordan	13,67	16,20	-2,53	-15,6%
	Kuwait	155,17	171,15	-15,98	-9,3%
	Lebanon	5,30	0,00	5,30	100,0%
	Oman	4,63	15,76	-11,13	-70,6%
	Qatar	151,87	159,88	-8,01	-5,0%
	Saudi Arabia	169,23	318,27	-149,04	-46,8%
	United Arab Emirates	2 418,21	1 385,92	1 032,29	74,5%
	Total	**2 949,63**	**2 104,99**	**844,64**	**40,1%**
Other	**Unknown**	0,00	2,50	-2,50	-100,0%

Indemnity: Agri-hub shall take all reasonable precautions to ensure that any information and data provided by Agri-hub from its information sources are correct. Neither Agri-hub nor any of its directors, employees or information sources take any responsibility for action or losses that might occur as a result of the usage of this information.