



# Blueberries Exports from South Africa

2022 season

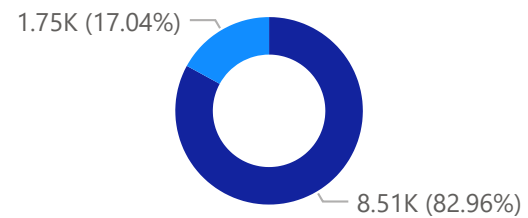
week: 45



**BERRIES ZA**  
SUPPORTING SOUTH AFRICAN GROWERS

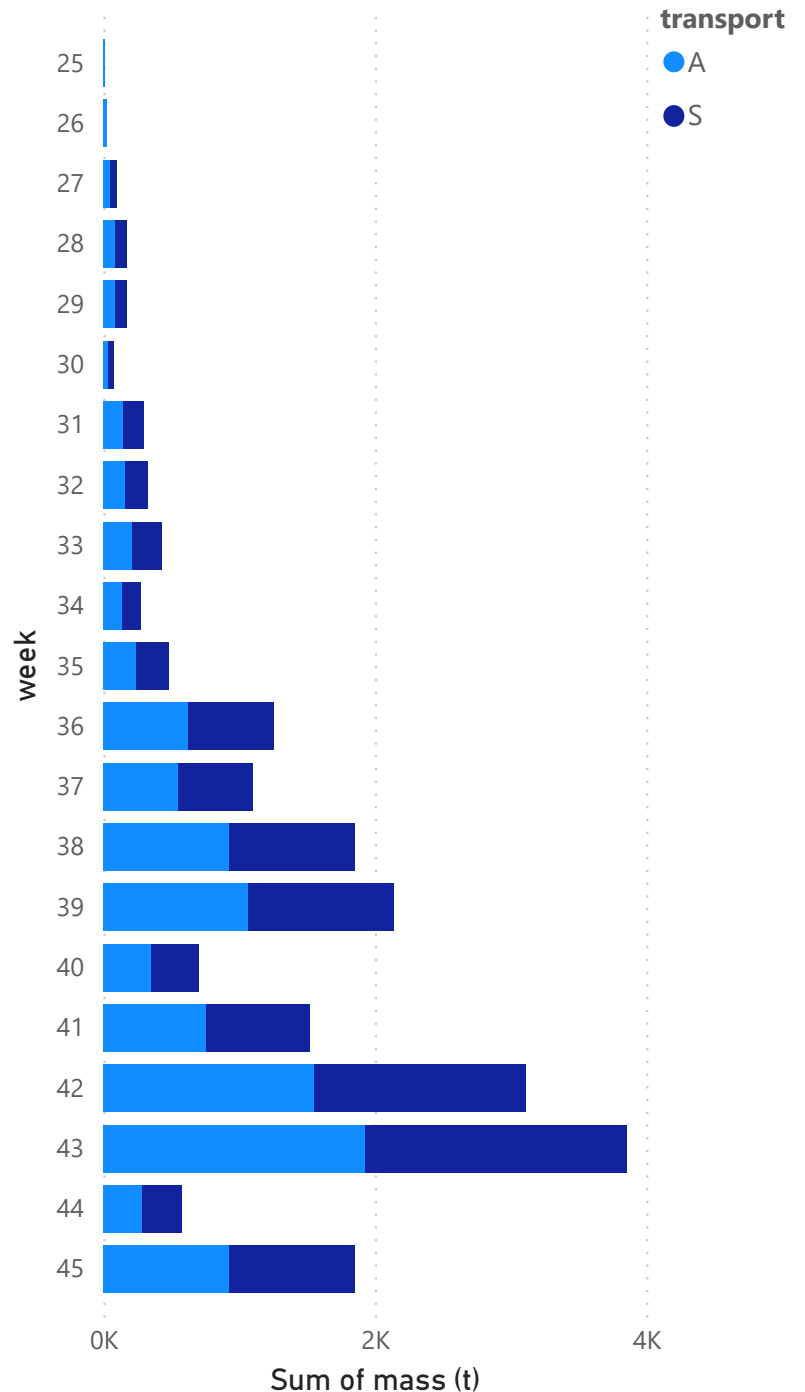
week	mass (t)	cumulative_sum (t)
25	14.44	14.44
26	22.84	37.28
27	49.13	86.41
28	87.20	173.61
29	87.52	261.13
30	37.80	298.93
31	148.17	447.10
32	163.50	610.60
33	215.60	826.20
34	139.37	965.57
35	238.98	1 204.55
36	627.70	1 832.24
37	548.18	2 380.42
38	926.74	3 307.17
39	1 070.67	4 377.83
40	349.73	4 727.56
41	761.65	5 489.21
42	1 554.93	7 044.14
43	1 928.64	8 972.78
44	289.31	9 262.10
45	925.70	10 187.80
<b>Total</b>		<b>10 187.80</b>

## Transport type

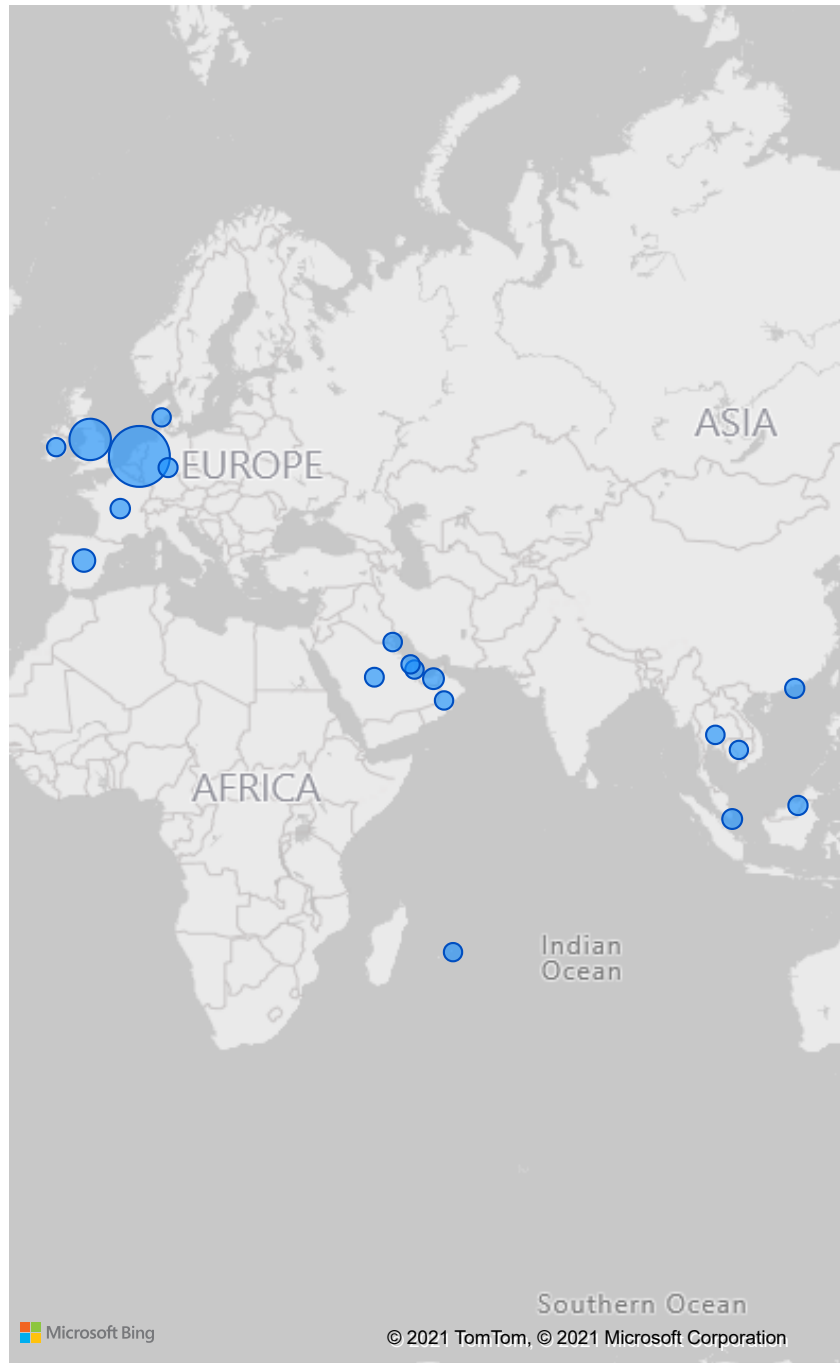


transport ● S ● A

## Tonne by week

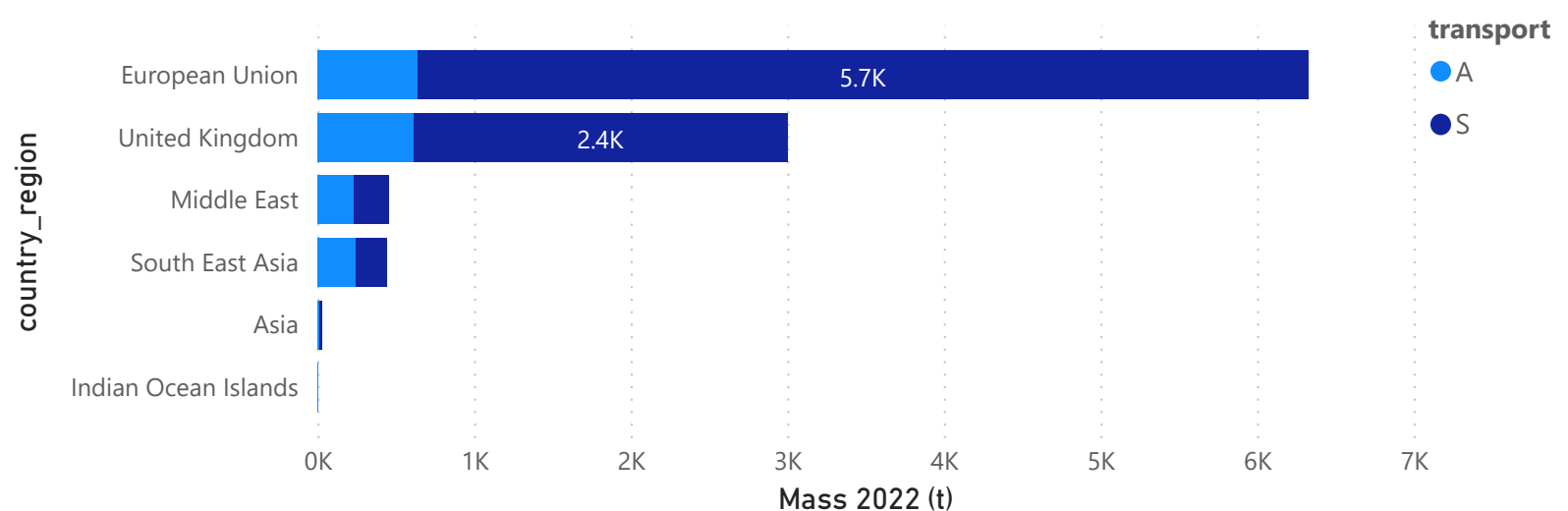


### Mass 2022 (t) by country\_name



country_region	country_name	Mass 2022 (t)
United Kingdom	Ireland	2.70
	United Kingdom	2997.05
	<b>Total</b>	<b>2999.75</b>
South East Asia	Hong Kong	117.47
	Malaysia	123.39
	Singapore	204.78
	<b>Total</b>	<b>445.64</b>
Middle East	Bahrain	7.56
	Kuwait	27.74
	Oman	10.40
	Qatar	14.88
	Saudi Arabia	68.56
	United Arab Emirates	326.30
	<b>Total</b>	<b>455.44</b>
Indian Ocean Islands	Mauritius	1.52
	<b>Total</b>	<b>1.52</b>
European Union	Denmark	1.68
	France	150.33
	Germany	95.74
	Netherlands	5523.32
	Spain	553.73
	<b>Total</b>	<b>6324.79</b>
Asia	Cambodia	0.72
	Thailand	26.64
	<b>Total</b>	<b>27.36</b>
<b>Total</b>		<b>10254.50</b>

### Mass 2022 (t) by country\_region and transport





# Blueberries Exports from South Africa

2022 season

Week 45



## Notes:

**5 August 2021:** Week 27 to 29 data updated due to a transmission failure in EDI files. This issue has been resolved and data updated retrospectively.

Vessel delays due to port congestion caused shifts in sea freight volumes in week 28 to 32.

**17 September 2021:** Mass and Cumulative Summary columns swapped on page 1 of this report as per request.

Week 33 to 36 data adjusted according to exporter feedback

**8 October 2021:** Reporting delay due to data submissions that had to be verified.

**13 October 2021:** Reporting figures corrected after season setup for week 39.

**12 November 2021:** Reporting delay due to data submissions that had to be verified. Please note figures changed due to historical data corrections.

*Thank you to all providers submitting and engaging with this data. For any questions or concerns, please contact us on [brian@agrihub.co.za](mailto:brian@agrihub.co.za).*

2021/11/19 10:15:58