



Blueberries Exports from South Africa

2022 season

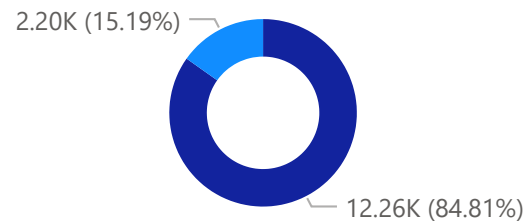
week: 47



BERRIES ZA
SUPPORTING SOUTH AFRICAN GROWERS

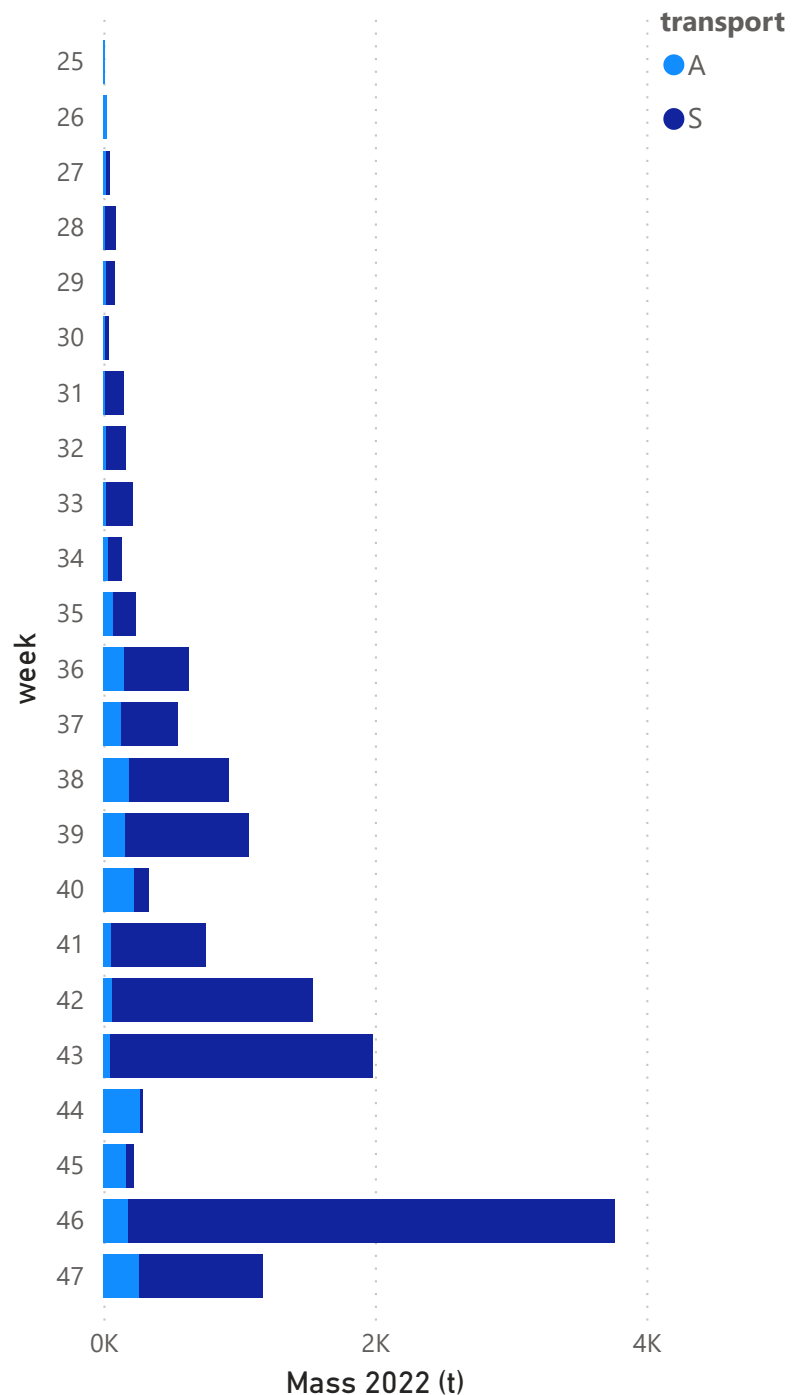
week	Mass 2022 (t)	Cumulative_sum (t)
25	14.44	14.44
26	22.84	37.28
27	49.13	86.41
28	87.20	173.61
29	87.52	261.13
30	37.80	298.93
31	148.17	447.10
32	163.50	610.60
33	215.60	826.20
34	139.37	965.57
35	238.98	1204.55
36	627.70	1832.24
37	548.18	2380.42
38	926.13	3306.55
39	1069.31	4375.87
40	336.67	4712.54
41	755.69	5468.23
42	1547.67	7015.91
43	1986.96	9002.86
44	290.93	9293.80
45	218.73	9512.52
46	3767.55	13280.07
47	1173.35	14453.42
Total	14453.42	14453.42

Transport type

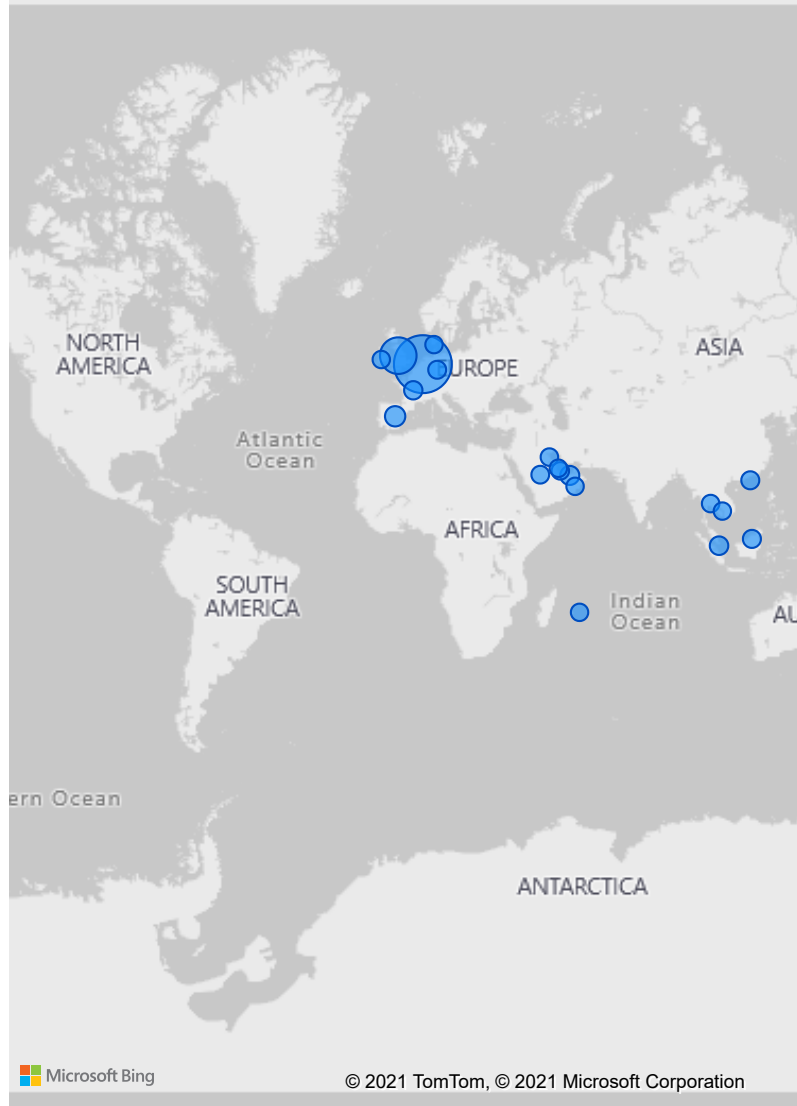


transport ● S ● A

Tonne by week

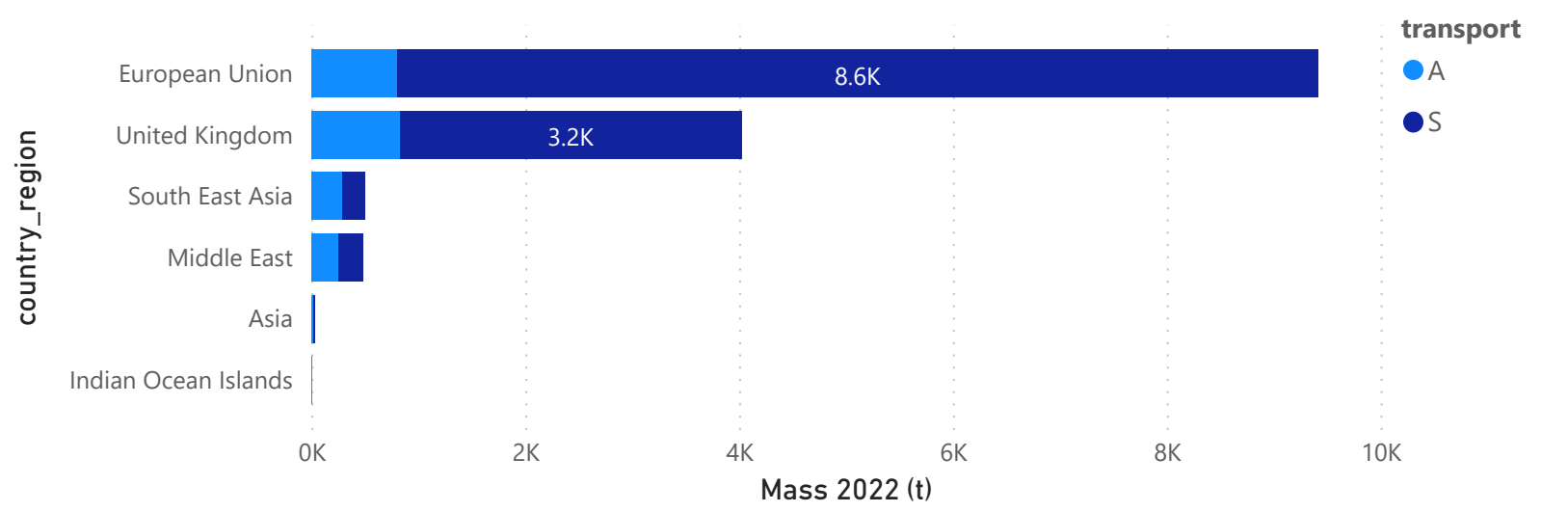


Mass 2022 (t) by country_name



country_region	country_name	Mass 2022 (t)
Asia	Cambodia	0.72
	Thailand	27.79
	Total	28.51
European Union	Denmark	1.68
	France	201.27
	Germany	110.14
	Netherlands	8482.15
	Spain	619.12
	Total	9414.36
Indian Ocean Islands	Mauritius	2.03
Total	2.03	
Middle East	Bahrain	9.18
	Kuwait	28.71
	Oman	10.40
	Qatar	16.18
	Saudi Arabia	73.42
	United Arab Emirates	341.22
	Total	479.11
South East Asia	Hong Kong	127.47
	Malaysia	138.05
	Singapore	240.10
	Total	505.62
United Kingdom	Ireland	2.70
	United Kingdom	4021.09
	Total	4023.79
Total		14453.42

Mass 2022 (t) by country_region and transport





Blueberries Exports from South Africa

2022 season

Week 47



Notes:

5 August 2021: Week 27 to 29 data updated due to a transmission failure in EDI files. This issue has been resolved and data updated retrospectively.

Vessel delays due to port congestion caused shifts in sea freight volumes in week 28 to 32.

17 September 2021: Mass and Cumulative Summary columns swapped on page 1 of this report as per request.

Week 33 to 36 data adjusted according to exporter feedback

8 October 2021: Reporting delay due to data submissions that had to be verified.

13 October 2021: Reporting figures corrected after season setup for week 39.

12 November 2021: Reporting delay due to data submissions that had to be verified. Please note figures changed due to historical data corrections.

Thank you to all providers submitting and engaging with this data. For any questions or concerns, please contact us on brian@agrihub.co.za.