



Blueberries Exports from South Africa

2022 season

Week: 51

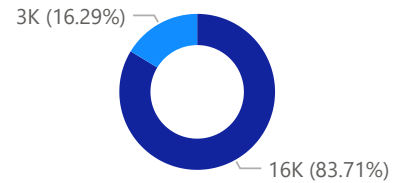


BERRIES ZA
SUPPORTING SOUTH AFRICAN GROWERS

Tons Exported per Week

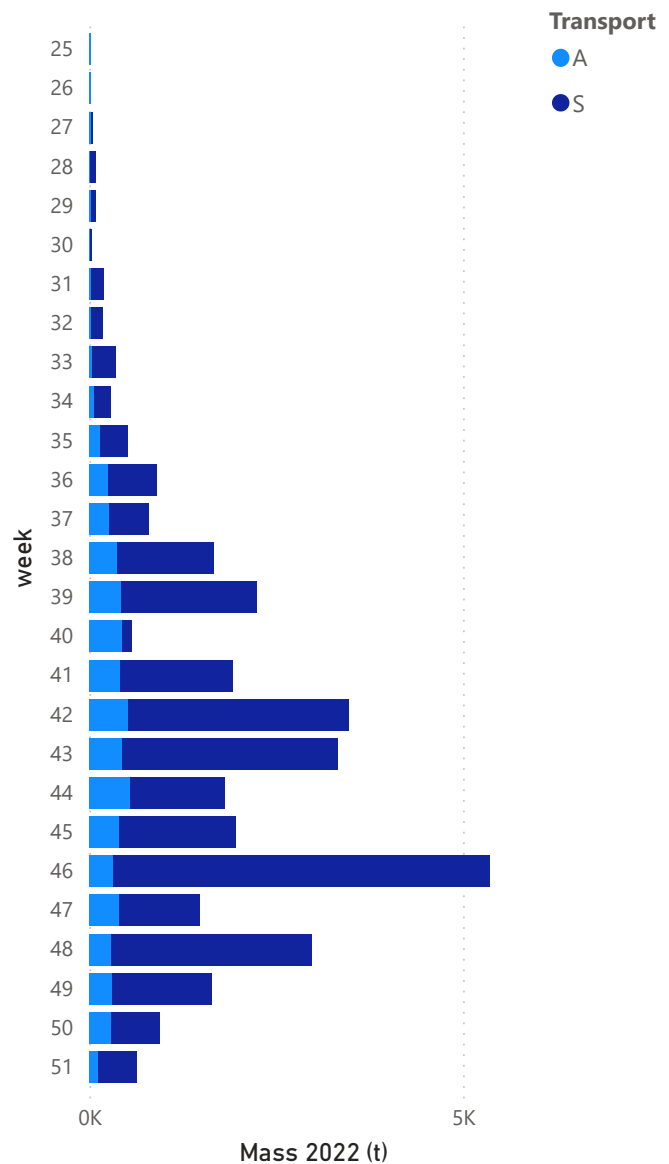
Week	Mass 2022 (t)	Cumulative Total per week
25	14	14
26	23	37
27	49	86
28	87	174
29	88	261
30	38	299
31	148	447
32	164	611
33	216	826
34	143	969
35	248	1216
36	644	1861
37	560	2421
38	1244	3665
39	1079	4744
40	347	5091
41	854	5945
42	1716	7661
43	2119	9780
44	373	10153
45	414	10566
46	4122	14688
47	1031	15719
48	1961	17680
49	892	18572
50	402	18974
51	540	19514
Total	19514	19514

Exports by Transport Type



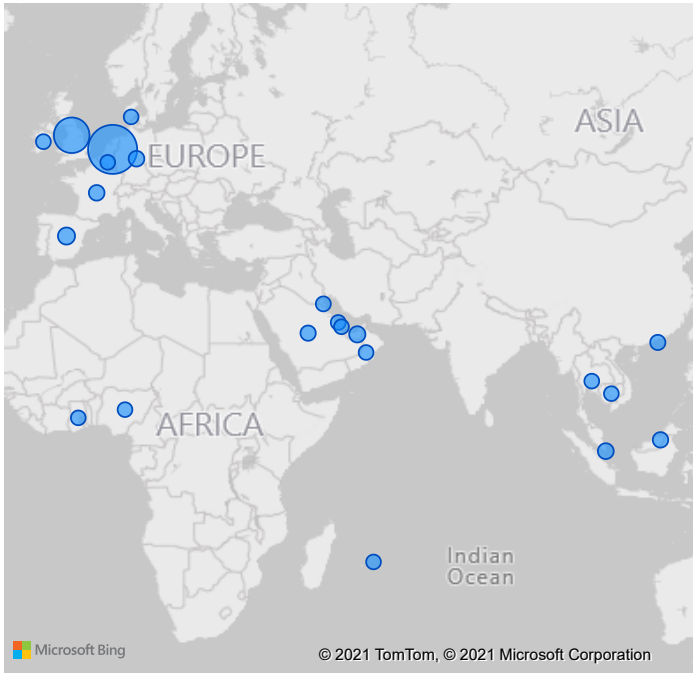
Transport ● S ● A

Tons Exported per Week





Exports per Country

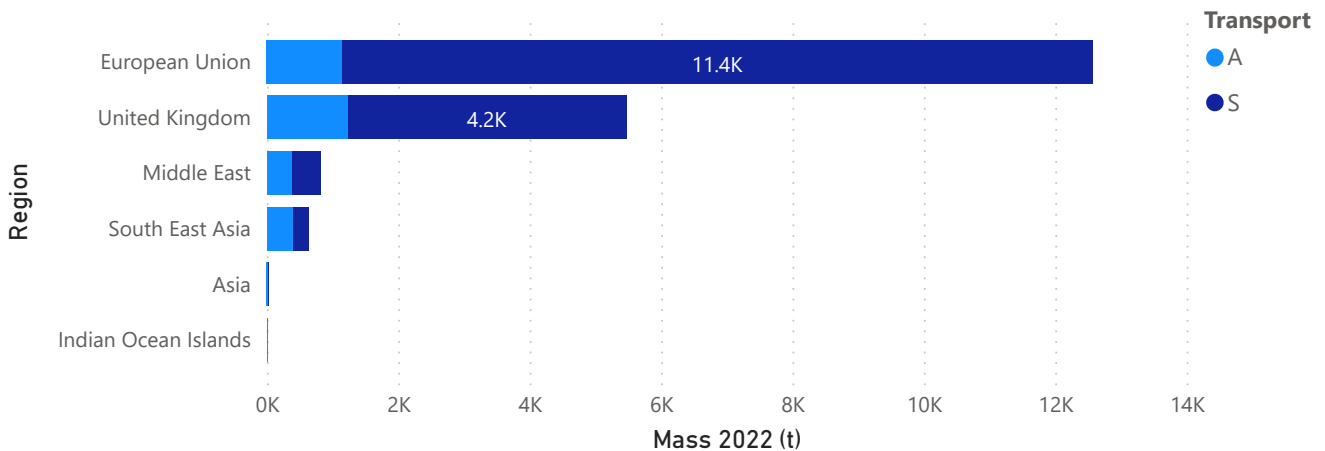


Region	Country	Mass 2022 (t)
Asia	Cambodia	1
	Thailand	28
	Total	30
European Union	Denmark	2
	France	290
	Germany	192
	Netherlands	11392
	Spain	690
	Total	12566
Indian Ocean Islands	Mauritius	2
	Total	2
Middle East	Bahrain	17
	Kuwait	58
	Oman	19
	Qatar	23
	Saudi Arabia	139
	United Arab Emirates	564
	Total	821
	South East Asia	Hong Kong
Malaysia		168
Singapore		315
Total	628	
United Kingdom	Ireland	4
	United Kingdom	5463
	Total	5467
Total		19514

YTD Export Growth %

Region	Mass 2021 (T)	Mass 2022 (T)	% Diff
Asia	4	30	85.7%
European Union	7483	12566	40.4%
Indian Ocean Islands	3	2	-31.0%
Middle East	467	821	43.1%
South East Asia	569	628	9.5%
United Kingdom	5473	5467	-0.1%
Total	13999	19514	28.3%

Exports per Region





Blueberries Exports from South Africa

2022 season

Week 51



Notes:

5 August 2021:

Week 27 to 29 data updated due to a transmission failure in EDI files. This issue has been resolved and data updated retrospectively.

Vessel delays due to port congestion caused shifts in sea freight volumes in week 28 to 32.

17 September 2021:

Mass and Cumulative Summary columns swapped on page 1 of this report as per request.

Week 33 to 36 data adjusted according to exporter feedback

8 October 2021:

Reporting delay due to data submissions that had to be verified.

13 October 2021:

Reporting figures corrected after season setup for week 39.

12 November 2021:

Reporting delay due to data submissions that had to be verified. Please note figures changed due to historical data corrections.

9 December 2021:

Additional information included to show the percentage difference from the previous season.

Thank you to all providers submitting and engaging with this data. For any questions or concerns, please contact us on brian@agrihub.co.za.

2021/12/30 13:57:46