



Blueberries Exports from South Africa

2022 season

Week: 52

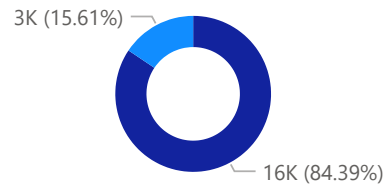


BERRIES ZA
— SUPPORTING SOUTH AFRICAN GROWERS —

Tons Exported per Week

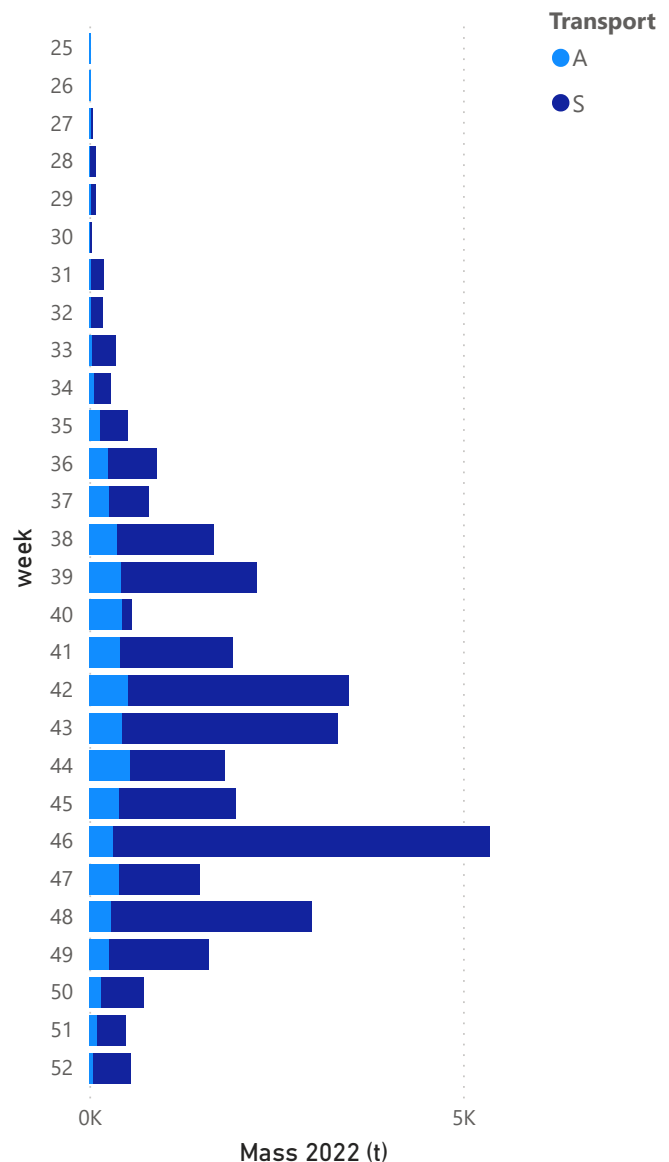
Week	Mass 2022 (t)	Cumulative Total per week
25	14	14
26	23	37
27	49	86
28	87	174
29	88	261
30	38	299
31	148	447
32	164	611
33	216	826
34	143	969
35	248	1216
36	644	1861
37	560	2421
38	1244	3665
39	1079	4744
40	347	5091
41	854	5945
42	1716	7661
43	2119	9780
44	373	10153
45	414	10566
46	4122	14688
47	1031	15719
48	1961	17680
49	859	18539
50	180	18719
51	394	19113
52	242	19355
Total	19355	19355

Exports by Transport Type



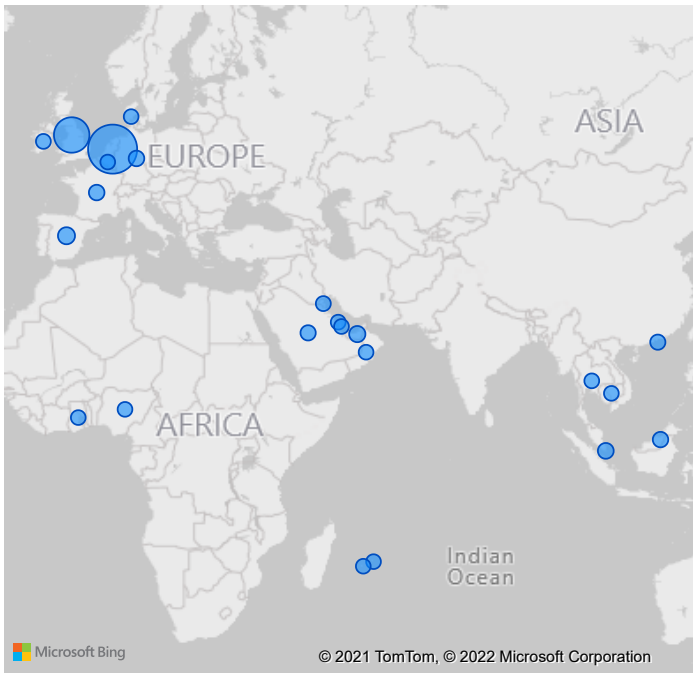
Transport ● S ● A

Tons Exported per Week





Exports per Country

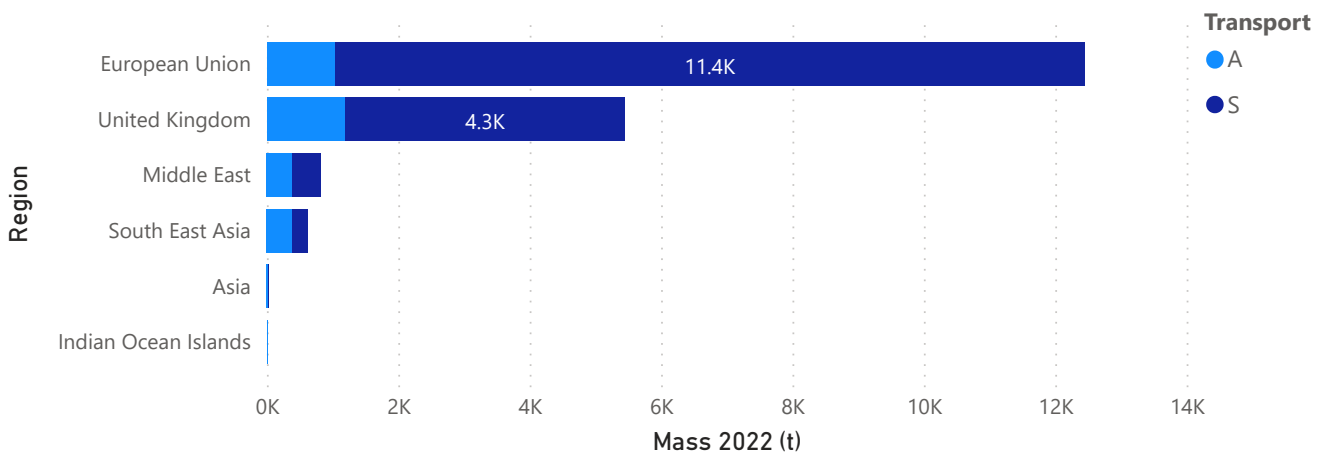


Region	Country	Mass 2022 (t)
Asia	Cambodia	1
	Thailand	28
	Total	30
European Union	Denmark	2
	France	274
	Germany	154
	Netherlands	11332
	Spain	684
	Total	12445
Indian Ocean Islands	Mauritius	2
	Total	2
Middle East	Bahrain	14
	Kuwait	58
	Oman	19
	Qatar	20
	Saudi Arabia	137
	United Arab Emirates	564
	Total	812
South East Asia	Hong Kong	146
	Malaysia	166
	Singapore	303
	Total	615
United Kingdom	Ireland	4
	United Kingdom	5446
	Total	5450
Total		19355

YTD Export Growth %

Region	Mass 2021 (T)	Mass 2022 (T)	% Diff
United Kingdom	5528	5450	-1.4%
South East Asia	575	615	6.5%
Middle East	467	812	42.5%
Indian Ocean Islands	4	2	-78.6%
European Union	7728	12445	37.9%
Asia	5	30	83.0%
Total	14308	19355	26.1%

Exports per Region





Blueberries Exports from South Africa

2022 season

Week 52



Notes:

5 August 2021:

Week 27 to 29 data updated due to a transmission failure in EDI files. This issue has been resolved and data updated retrospectively.

Vessel delays due to port congestion caused shifts in sea freight volumes in week 28 to 32.

17 September 2021:

Mass and Cumulative Summary columns swapped on page 1 of this report as per request. Week 33 to 36 data adjusted according to exporter feedback

8 October 2021:

Reporting delay due to data submissions that had to be verified.

13 October 2021:

Reporting figures corrected after season setup for week 39.

12 November 2021:

Reporting delay due to data submissions that had to be verified. Please note figures changed due to historical data corrections.

9 December 2021:

Additional information included to show the percentage difference from the previous season.

Thank you to all providers submitting and engaging with this data. For any questions or concerns, please contact us on brian@agrihub.co.za.

2022/01/06 12:36:22