



Blueberries Exports from South Africa

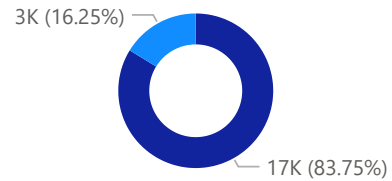
Season 2022 - Week 3



Tons Exported per Week

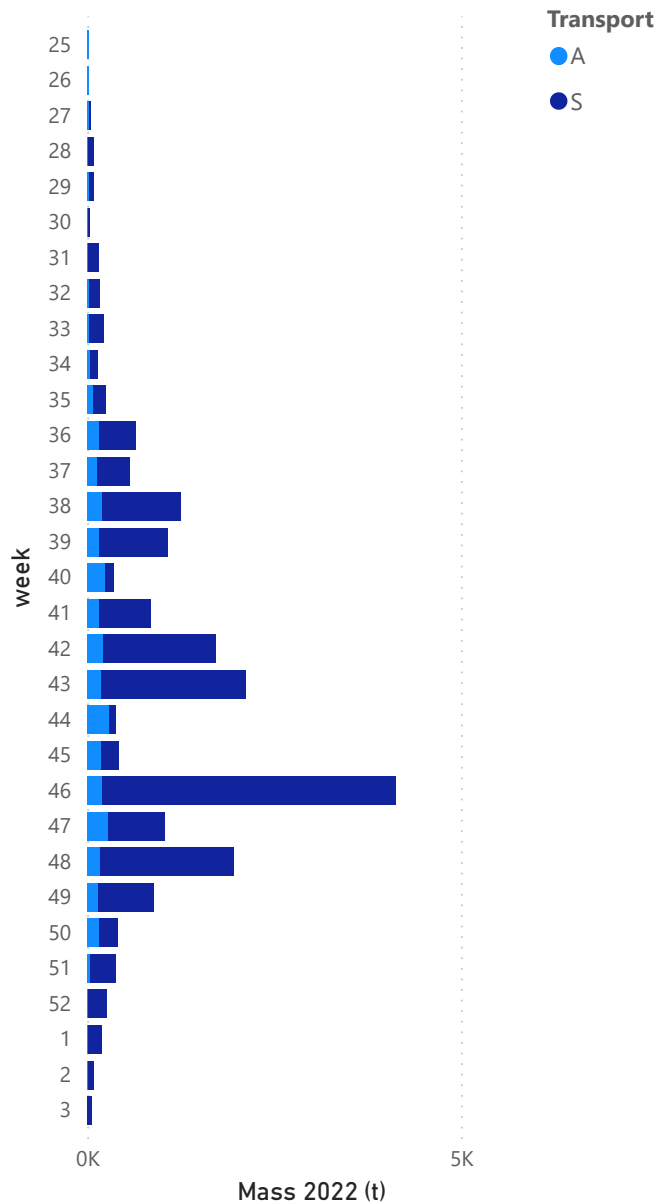
Week	Mass 2022 (t)	Cumulative Total pWeek
25	14	14
26	23	37
27	49	86
28	87	174
29	88	261
30	38	299
31	148	447
32	164	611
33	216	826
34	143	969
35	248	1216
36	644	1861
37	560	2421
38	1245	3666
39	1082	4748
40	351	5099
41	854	5954
42	1717	7671
43	2120	9791
44	376	10167
45	417	10584
46	4121	14705
47	1031	15736
48	1962	17699
49	895	18593
50	414	19008
51	383	19390
52	266	19656
53	10	19666
1	200	19866
2	82	19948
3	66	20013
Total	20013	20013

Exports by Transport Type



Transport ● S ● A

Tons Exported per Week



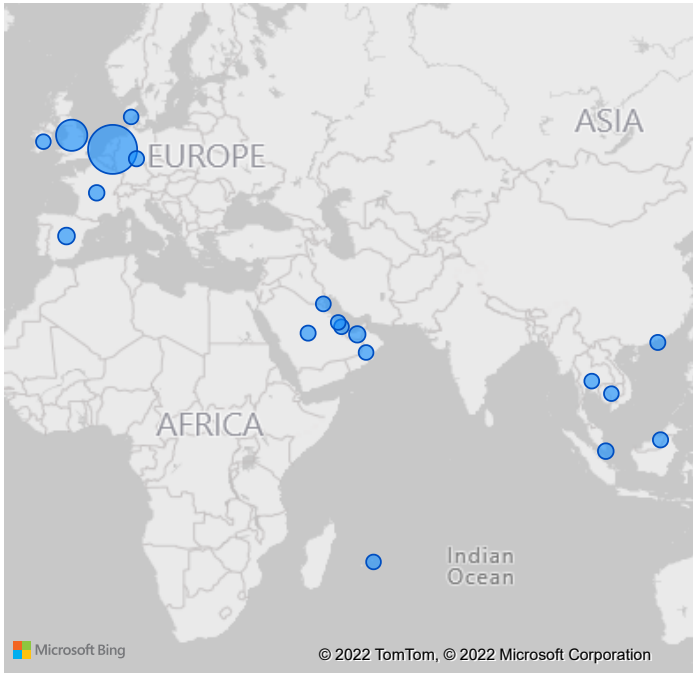


Blueberries Exports from South Africa

Season 2022 - Week 3



Exports per Country

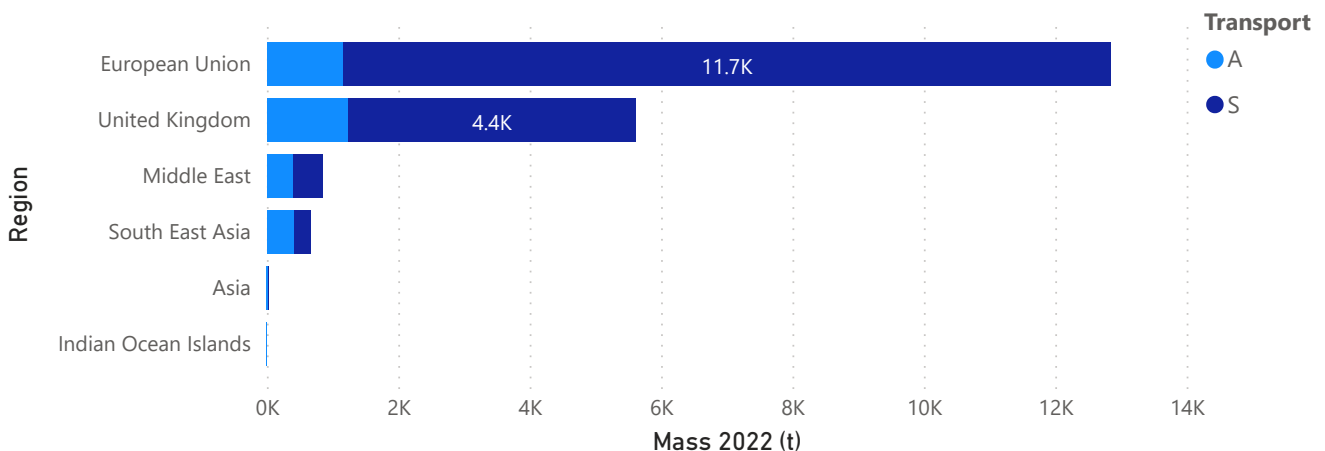


Region	Country	Mass 2022 (t)
Asia	Cambodia	2
	Thailand	28
	Total	31
European Union	Denmark	2
	France	290
	Germany	192
	Netherlands	11670
	Spain	690
	Total	12845
Indian Ocean Islands	Mauritius	2
Total	2	
Middle East	Bahrain	19
	Kuwait	60
	Oman	22
	Qatar	29
	Saudi Arabia	141
	United Arab Emirates	584
	Total	854
	South East Asia	Hong Kong
Malaysia		185
Singapore		333
Total		664
United Kingdom	Ireland	4
	United Kingdom	5613
	Total	5617
Total	20013	

YTD Export Growth %

Region	Mass 2021 (T)	Mass 2022 (T)	% Diff
European Union	7750	12845	39.7%
United Kingdom	5568	5617	0.9%
Middle East	471	854	44.8%
South East Asia	576	664	13.2%
Asia	6	31	80.7%
Indian Ocean Islands	4	2	-78.6%
Total	14376	20013	28.2%

Exports per Region





Blueberries Exports from South Africa

Season 2022 - Week 3



Notes:

5 August 2021:

Week 27 to 29 data updated due to a transmission failure in EDI files. This issue has been resolved and data updated retrospectively.
Vessel delays due to port congestion caused shifts in sea freight volumes in week 28 to 32.

17 September 2021:

Mass and Cumulative Summary columns swapped on page 1 of this report as per request.
Week 33 to 36 data adjusted according to exporter feedback

8 October 2021:

Reporting delay due to data submissions that had to be verified.

13 October 2021:

Reporting figures corrected after season setup for week 39.

12 November 2021:

Reporting delay due to data submissions that had to be verified. Please note figures changed due to historical data corrections.

9 December 2021:

Additional information included to show the percentage difference from the previous season.

Thank you to all providers submitting and engaging with this data. For any questions or concerns, please contact us on brian@agrihub.co.za.

2022/01/27 15:07:47