



Blueberries Exports from South Africa

Season 2022/2023 - Week 29

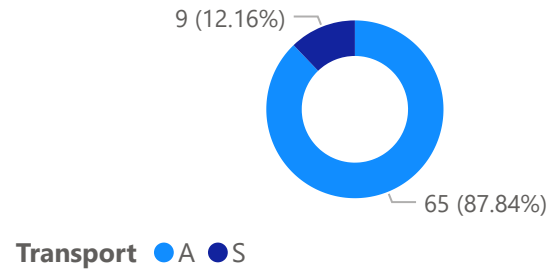


BERRIES ZA
SUPPORTING SOUTH AFRICAN GROWERS

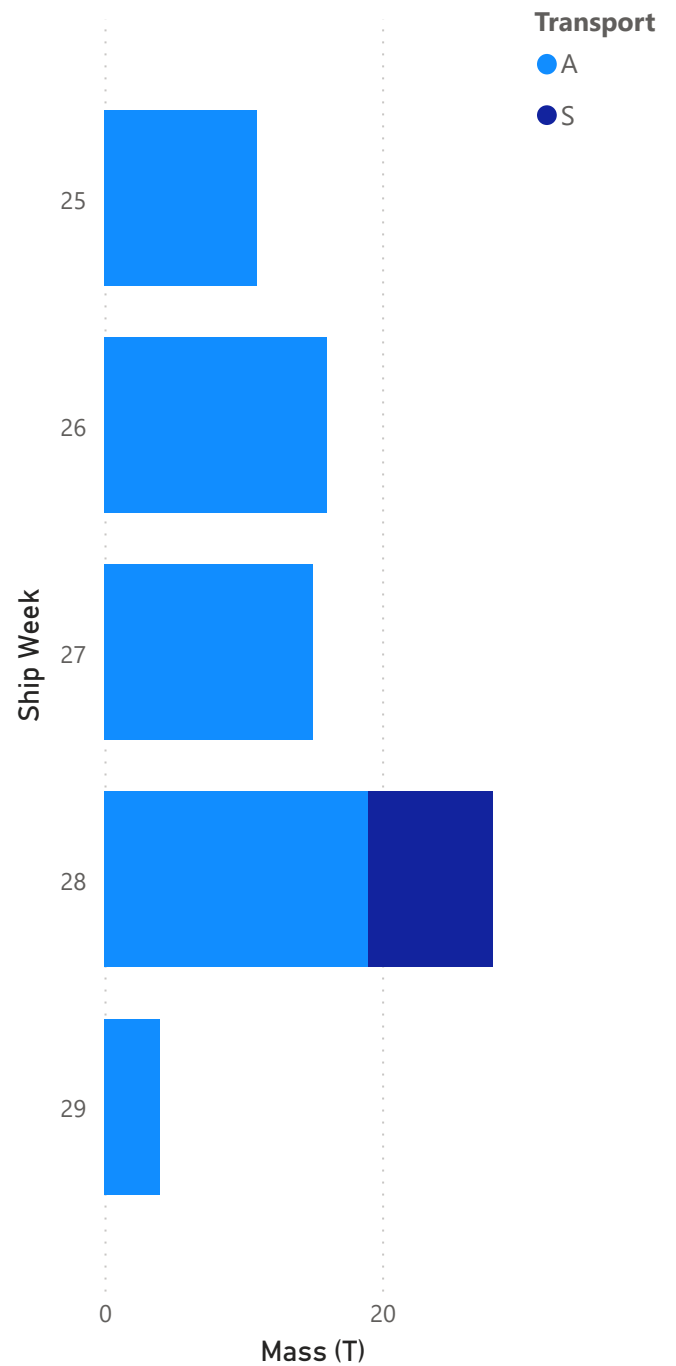
Tons Exported per Week

Ship week	CurrSeasonMass (T)
25	13
26	17
27	18
28	27
29	4
Total	78

Exports by Transport Type

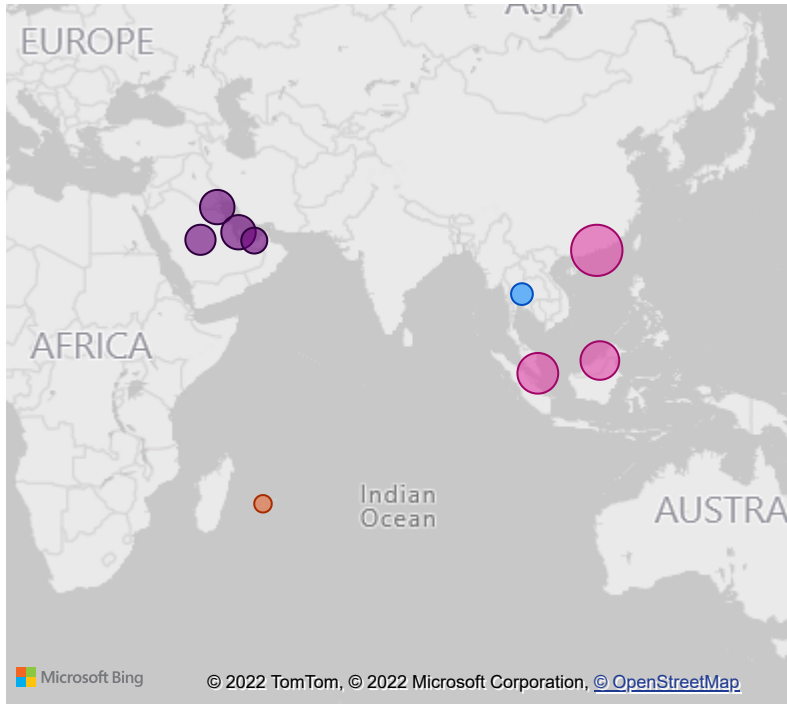


Tons Exported per Week



Exports per Country

Region ● Asia ● European Uni... ● Indian Oce... ● Middle E... ▶

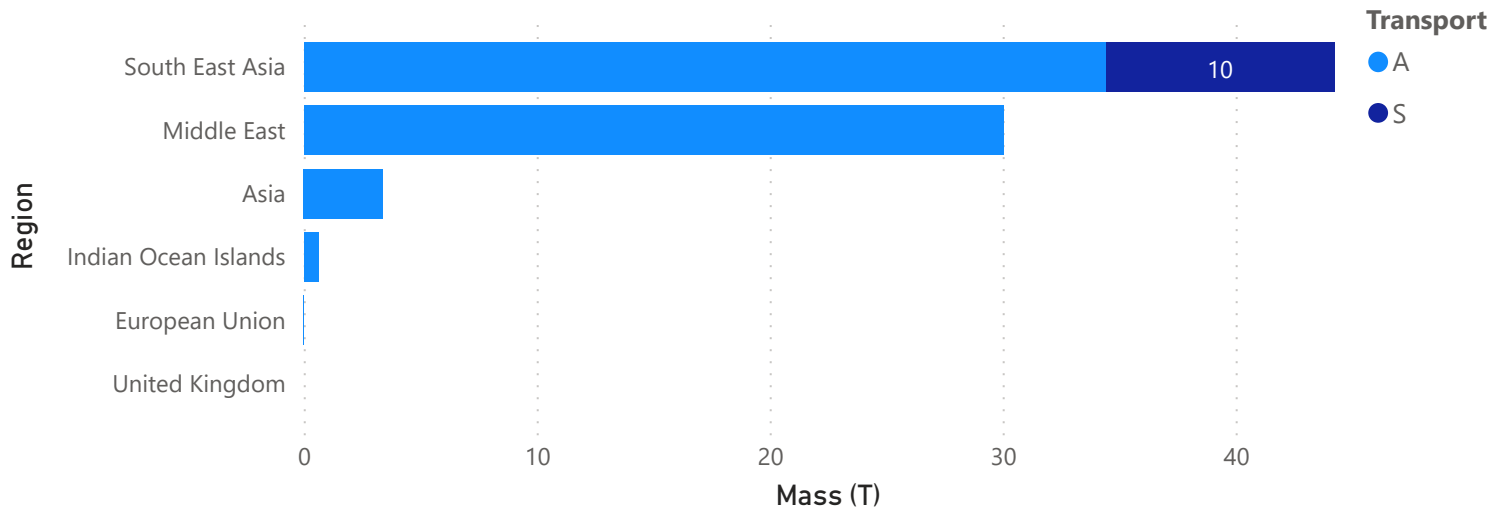


Region	Country	Mass (T)
Asia	Thailand	3
	Total	3
European Union	Netherlands	0
	Spain	0
	Total	0
Indian Ocean Islands	Reunion	1
	Total	1
Middle East	Bahrain	0
	Kuwait	9
	Qatar	8
	Saudi Arabia	8
	United Arab Emirates	5
	Total	30
South East Asia	Hong Kong	19
	Malaysia	13
	Singapore	12
	Total	44
United Kingdom	United Kingdom	0
	Total	0
Total		78

YTD Export Growth %

Region	Mass 2021 (T)	Mass 2022 (T)	% Diff
South East Asia	83	44	-88%
Middle East	47	30	-55%
Asia	1	3	83%
Indian Ocean Islands	0	1	100%
European Union	257	0	-8569633%
United Kingdom	280	0	
Total	667	78	-752%

Exports per Region





Blueberries Exports from South Africa

Season 2022/2023



Glossary of Key Terms

Actual Cartons (ActCtn)

- Number of carton that are on a pallet as provided by data source. (The number cartons can differ depending on the pack type code e.g. J60B has 1 carton, and A15C had 80 cartons)

Country of Origin

- Reports based on South African exports only. The country of origin code in the data source is ZA.

Equivalent Cartons (EqvCtns)

- The net mass provided by the data source, divided by the standard mass as per commodity. (Nett mass is validated to be within certain tolerance based on pack type codes) e.g. Grapes standard mass is 4.5 kg, Oranges is 15kg

Pallet Quantity (Plt_Qty)

- The Pallet Quantity provided by data source. No distinction is made between pallet types

Port Of Loading (POL)

- Port of Loading

Shipped Date

- Shipped date is the sail date from the Port of Loading for the vessel.
- Pome fruit & Stone fruit - Shipped Date / Export Week is the date of the last South African port of loading (Initially the shipped date is received from the data source.

The vessel sail date is updated according to Marine traffic and Transnet to use the actual shipped dates)

Season_week

- Commodity based week indicating the start of a season.

Ship_week

- The week of the year, starting on a Monday, derived from the shipped date.
- Volumes might change in ship weeks based on exporters updates being sent through via EDI files.
- Pome and Stone fruit use Shipped_week_za in this field.

Shipped_week_pol

- The week of the year, starting on a Monday, derived from the shipped date when the vessel left the port.

Shipped_week_za

- The week of the year, starting on a Monday, derived from the shipped date when the vessel left the last South African POL. (NOT the port the container was loaded in)

Year To Date (YTD)

- Year To Date (YTD) - Data for the current season. The season dates are commodity based.

Indemnity:

Agri-hub shall take all reasonable precautions to ensure that any information and data provided by Agri-hub from its information sources are correct. Neither Agri-hub nor any of its directors, employees or information sources take any responsibility for action or losses that might occur as a result of the usage of this information.



Blueberries Exports from South Africa

Season 2022/2023



Notes:

The current report is based on the reporting weeks confirmed volumes exported.
Any volumes after the current reporting week are can be used as a guide, but will be confirmed volumes in the following week.
All exports are based on electronic information received timeously.

Indemnity:

Agri-hub shall take all reasonable precautions to ensure that any information and data provided by Agri-hub from its information sources are correct. Neither Agri-hub nor any of its directors, employees or information sources take any responsibility for action or losses that might occur as a result of the usage of this information.

2022/07/26 10:44:39