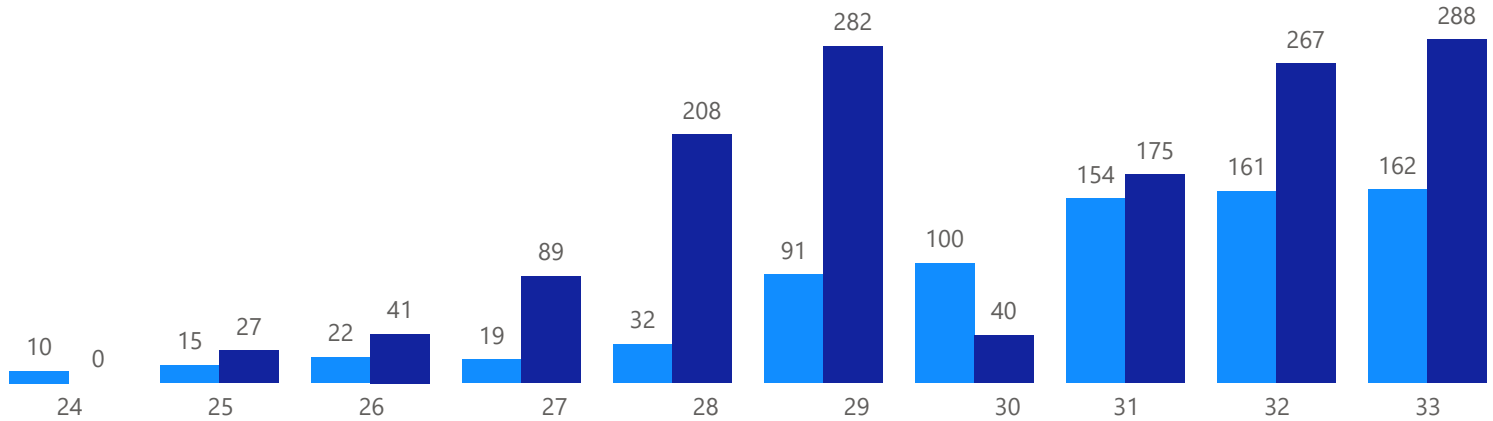


22/23 vs 21/22 per Week

● 2023 ● 2022



Comparison Week 33 (21/22 vs 22/23)

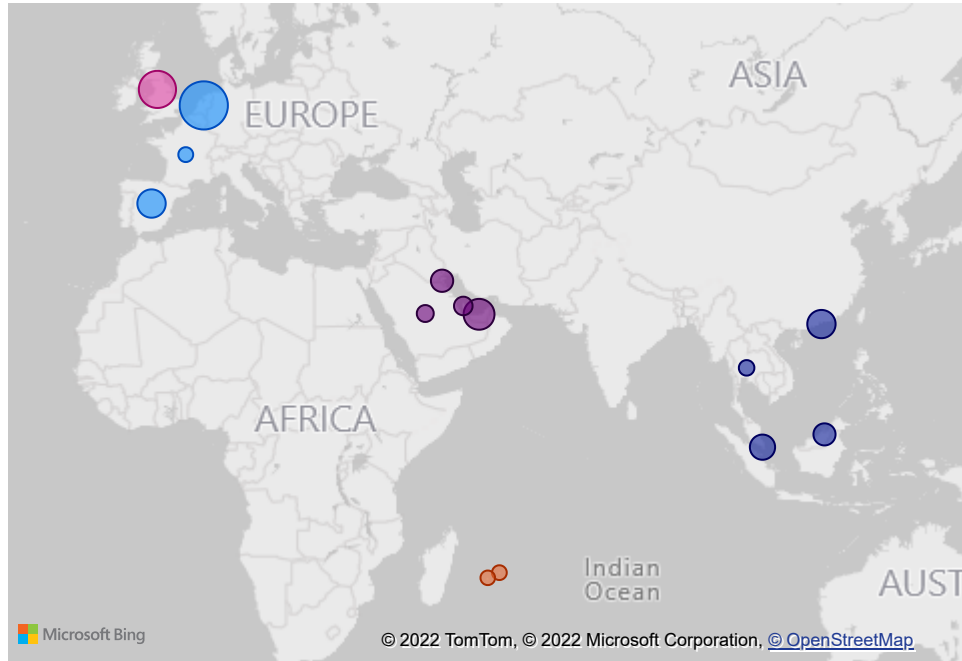
Region	2022 Air	2022 Sea	Total 2022	2023 Air	2023 Sea	Total 2023	Diff %
Africa	25.50	18.60	44.10	25.80	7.00	32.80	-25.00%
Europe							0.00%
Far East & Asia	5.60	0.00	5.60	17.10	9.00	26.00	364.00%
Indian Ocean Islands	0.00	0.00	0.00	0.00	0.00	0.00	0.00%
Middle East	0.00	106.20	106.20	5.80	62.20	68.00	-36.00%
Russian Federation	0.00	0.00	0.00	0.00	0.00	0.00	0.00%
United Kingdom	4.40	127.50	131.80	0.00	24.70	24.70	-81.00%
USA & Canada	0.00	0.00	0.00	0.30	0.00	0.30	100.00%
Other	0.00	0.00	0.00	0.00	0.00	0.00	0.00%
Total	35.50	252.20	287.70	49.00	102.90	151.90	-47.00%

Comparison YTD Week 33 (21/22 vs 22/23)

Region	Sum of 21/22 Air	Sum of 21/22 Sea	Sum of Total 21/22	Sum of 22/23 Air	Sum of 22/23 Sea	Sum of Total 22/23	Sum of Diff %
Africa	0.00	0.00	0.00	0.00	0.00	0.00	0.00%
Europe	38.40	588.70	627.10	18.60	253.60	272.20	-57.00%
Far East & Asia	66.90	142.70	209.70	127.40	61.20	188.60	-10.00%
Indian Ocean Islands	0.00	0.00	0.00	2.30	0.00	2.30	100.00%
Middle East	58.80	27.30	86.00	116.50	48.00	164.50	91.00%
Russian Federation	0.00	0.00	0.00	0.00	0.00	0.00	0.00%
United Kingdom	69.10	425.40	494.50	8.60	120.20	128.80	-74.00%
USA & Canada	0.00	0.00	0.00	0.00	0.00	0.00	0.00%
Other	0.00	0.00	0.00	0.00	0.00	0.00	0.00%
Total	233.10	1 184.10	1 417.30	273.50	482.90	756.40	-47.00%

Exports per Country

RegionReportAs ● EUR ● FEA ● IOI ● MEA ● UKI



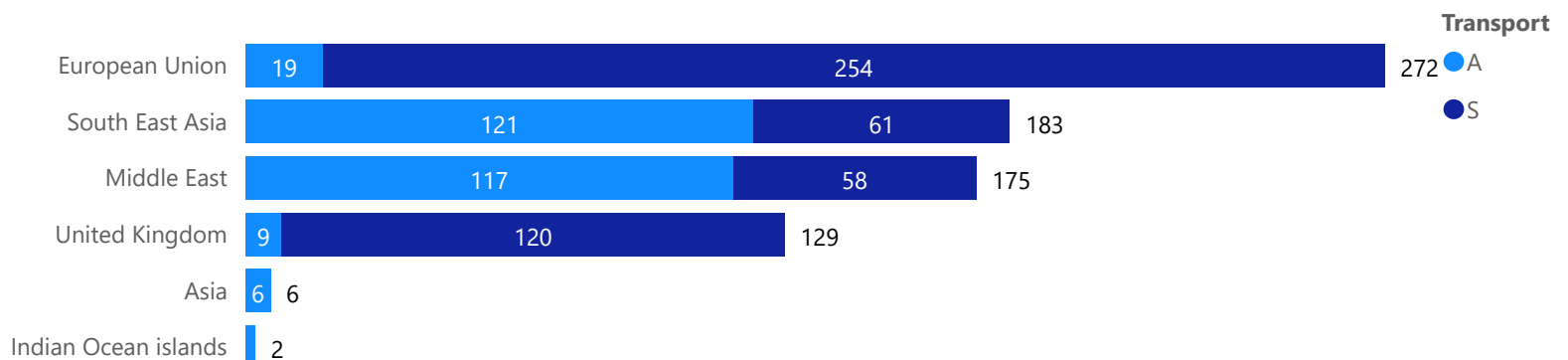
Exports per Region and Country

Region	Country	22/23
Europe	DK	0
	ES	79
	FR	2
	NL	191
	Total	272
Far East & Asia	HK	78
	MY	43
	SG	61
	TH	6
	Total	189
Indian Ocean Islands	MU	2
	RE	1
	Total	2
Middle East	AE	93
	BH	0
	KW	44
	QA	23
	SA	14
	Total	175
United Kingdom	GB	129
	Total	129
Total		766

YTD Export Growth % (21/22 vs 22/23)

Target Region	21/22	22/23	% Diff
United Kingdom	495	129	-74%
Asia	18	6	-66%
European Union	627	272	-56%
South East Asia	192	183	-5%
Indian Ocean islands	0	2	100%
Middle East	86	175	103%
Total	1417	766	

Exports per Region





Blueberries Exports from South Africa

Season 2022/2023



Glossary of Key Terms

Actual Cartons (ActCtn)

- Number of carton that are on a pallet as provided by data source. (The number cartons can differ depending on the pack type code e.g. J60B has 1 carton, and A15C had 80 cartons)

Country of Origin

- Reports based on South African exports only. The country of origin code in the data source is ZA.

Equivalent Cartons (EqvCtns)

- The net mass provided by the data source, divided by the standard mass as per commodity. (Nett mass is validated to be within certain tolerance based on pack type codes) e.g. Grapes standard mass is 4.5 kg,
- Oranges is 15kg

Pallet Quantity (Plt_Qty)

- The Pallet Quantity provided by data source. No distinction is made between pallet types

Port Of Loading (POL)

- Port of Loading

Shipped Date

- Shipped date is the sail date from the Port of Loading for the vessel.
- Pome fruit & Stone fruit - Shipped Date / Export Week is the date of the last South African port of loading (Initially the shipped date is received from the data source. The vessel sail date is updated according to Marine traffic and Transnet to use the actual shipped dates)

Season_week

- Commodity based week indicating the start of a season.

Ship_week

- The week of the year, starting on a Monday, derived from the shipped date.
- Volumes might change in ship weeks based on exporters updates being sent through via EDI files.
- Pome and Stone fruit use Shipped_week_za in this field.

Shipped_week_pol

- The week of the year, starting on a Monday, derived from the shipped date when the vessel left the port.

Shipped_week_za

- The week of the year, starting on a Monday, derived from the shipped date when the vessel left the last South African POL. (NOT the port the container was loaded in)

Year To Date (YTD)

- Year To Date (YTD) - Data for the current season. The season dates are commodity based.

Indemnity:

Agri-hub shall take all reasonable precautions to ensure that any information and data provided by Agri-hub from its information sources are correct. Neither Agri-hub nor any of its directors, employees or information sources take any responsibility for action or losses that might occur as a result of the usage of this information.

26 August 2022