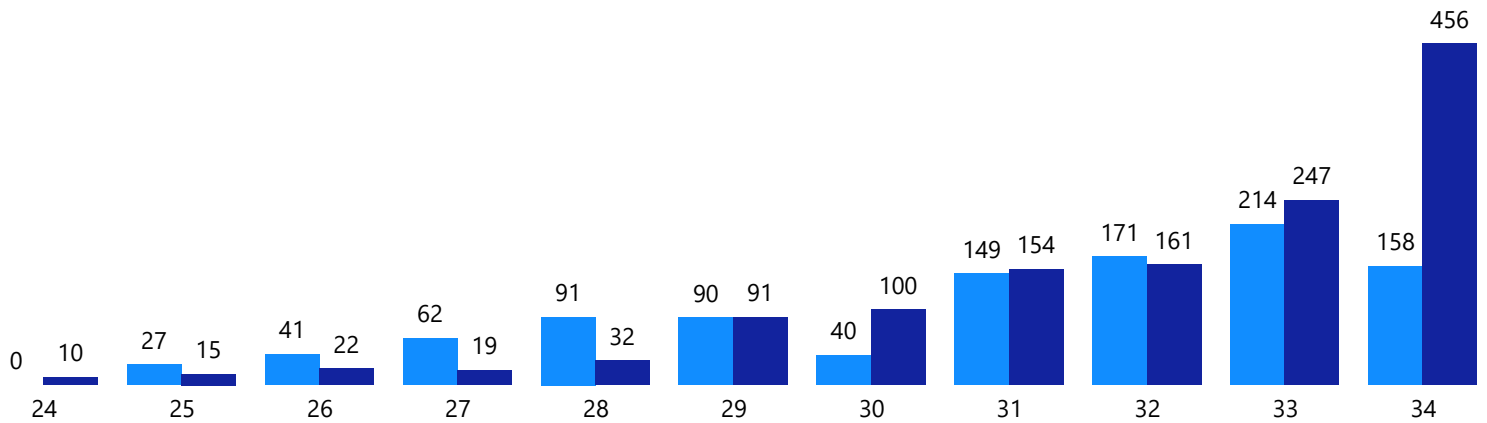


### 21/22 vs 22/23 per Week

● 21/22 ● 22/23



### Comparison Week 34 (21/22 vs 22/23)

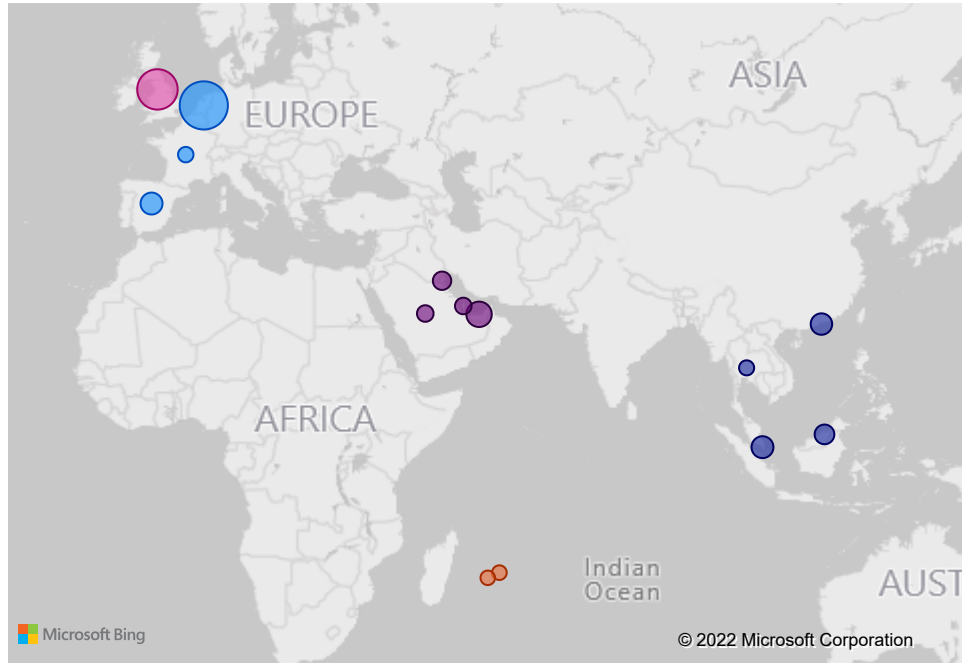
Region	21/22 Air	21/22 Sea	Total 21/22	22/23 Air	22/23 Sea	Total 22/23	Diff %
Africa	0.00	0.00	0.00	0.00	0.00	0.00	0%
Europe	5.51	34.02	39.52	14.38	138.22	152.60	286%
Far East & Asia	28.70	0.00	28.70	19.31	32.98	52.29	82%
Indian Ocean Islands	0.00	0.00	0.00	0.68	0.00	0.68	100%
Middle East	7.23	7.30	14.53	12.78	52.11	64.89	347%
Russian Federation	0.00	0.00	0.00	0.00	0.00	0.00	0%
United Kingdom	15.12	60.62	75.74	3.36	182.39	185.75	145%
USA & Canada	0.00	0.00	0.00	0.00	0.00	0.00	0%
Other	0.00	0.00	0.00	0.00	0.00	0.00	0%
<b>Total</b>	<b>56.56</b>	<b>101.93</b>	<b>158.50</b>	<b>50.50</b>	<b>405.70</b>	<b>456.20</b>	<b>188%</b>

### Comparison YTD Week 34 (21/22 vs 22/23)

Region	21/22 Air	21/22 Sea	Total 21/22	22/23 Air	22/23 Sea	Total 22/23	Diff %
Africa			0.00			0.00	0%
Europe	43.90	383.10	427.00	33.00	478.90	511.80	20%
Far East & Asia	95.70	84.60	180.30	152.80	94.10	247.00	37%
Indian Ocean Islands	0.00	0.00	0.00	3.00	0.00	3.00	100%
Middle East	66.00	25.20	91.20	130.70	100.10	230.80	153%
Russian Federation	0.00	0.00	0.00	0.00	0.00	0.00	0%
United Kingdom	84.20	261.90	346.10	12.00	302.70	314.70	-9%
USA & Canada	0.00	0.00	0.00	0.00	0.00	0.00	0%
Other	0.00	0.00	0.00	0.00	0.00	0.00	0%
<b>Total</b>	<b>289.70</b>	<b>754.80</b>	<b>1 044.50</b>	<b>331.40</b>	<b>975.80</b>	<b>1 307.30</b>	<b>25%</b>

## Exports per Country

RegionReportAs ● EUR ● FEA ● IOI ● MEA ● OTH ● UKI



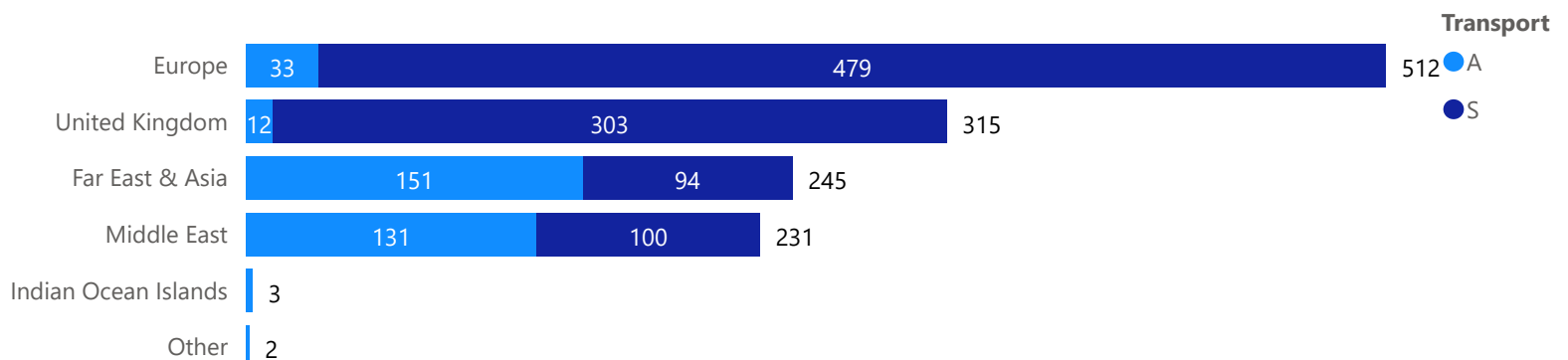
## Exports per Region and Country

Region	Country	22/23
Europe	NL	409
	ES	91
	FR	12
	DK	0
	<b>Total</b>	<b>512</b>
United Kingdom	GB	315
	<b>Total</b>	<b>315</b>
Far East & Asia	SG	90
	HK	85
	MY	64
	TH	7
	<b>Total</b>	<b>245</b>
Middle East	AE	133
	KW	47
	SA	25
	QA	25
	BH	0
	OM	0
	<b>Total</b>	<b>231</b>
Indian Ocean Islands	MU	2
	RE	1
	<b>Total</b>	<b>3</b>
Other		2
	<b>Total</b>	<b>2</b>
<b>Total</b>		<b>1307</b>

## YTD Export Growth % (21/22 vs 22/23)

Region	21/22	22/23	Diff %
Europe	426.98	511.81	20%
United Kingdom	346.06	314.73	-9%
Far East & Asia	180.28	245.43	36%
Middle East	91.22	230.77	153%
Indian Ocean Islands	0.00	2.99	100%
Other	0.00	1.55	100%
<b>Total</b>	<b>1 044.54</b>	<b>1 307.28</b>	

## Exports per Region





# Blueberries Exports from South Africa

Season 2022/2023



## Glossary of Key Terms

### Actual Cartons (ActCtn)

- Number of carton that are on a pallet as provided by data source. (The number cartons can differ depending on the pack type code e.g. J60B has 1 carton, and A15C had 80 cartons)

### Country of Origin

- Reports based on South African exports only. The country of origin code in the data source is ZA.

### Equivalent Cartons (EqvCtns)

- The net mass provided by the data source, divided by the standard mass as per commodity. ( Nett mass is validated to be within certain tolerance based on pack type codes) e.g. Grapes standard mass is 4.5 kg, Oranges is 15kg

### Pallet Quantity (Plt\_Qty)

- The Pallet Quantity provided by data source. No distinction is made between pallet types

### Port Of Loading (POL)

- Port of Loading

### Shipped Date

- Shipped date is the sail date from the Port of Loading for the vessel.
- Pome fruit & Stone fruit - Shipped Date / Export Week is the date of the last South African port of loading (Initially the shipped date is received from the data source. The vessel sail date is updated according to Marine traffic and Transnet to use the actual shipped dates )

### Season\_week

- Commodity based week indicating the start of a season.

### Ship\_week

- The week of the year, starting on a Monday, derived from the shipped date.
- Volumes might change in ship weeks based on exporters updates being sent through via EDI files.
- Pome and Stone fruit use Shipped\_week\_za in this field.

### Shipped\_week\_pol

- The week of the year, starting on a Monday, derived from the shipped date when the vessel left the port.

### Shipped\_week\_za

- The week of the year, starting on a Monday, derived from the shipped date when the vessel left the last South African POL. (NOT the port the container was loaded in)

### Year To Date (YTD)

- Year To Date (YTD) - Data for the current season. The season dates are commodity based.

### Indemnity:

Agri-hub shall take all reasonable precautions to ensure that any information and data provided by Agri-hub from its information sources are correct. Neither Agri-hub nor any of its directors, employees or information sources take any responsibility for action or losses that might occur as a result of the usage of this information.

01 September 2022