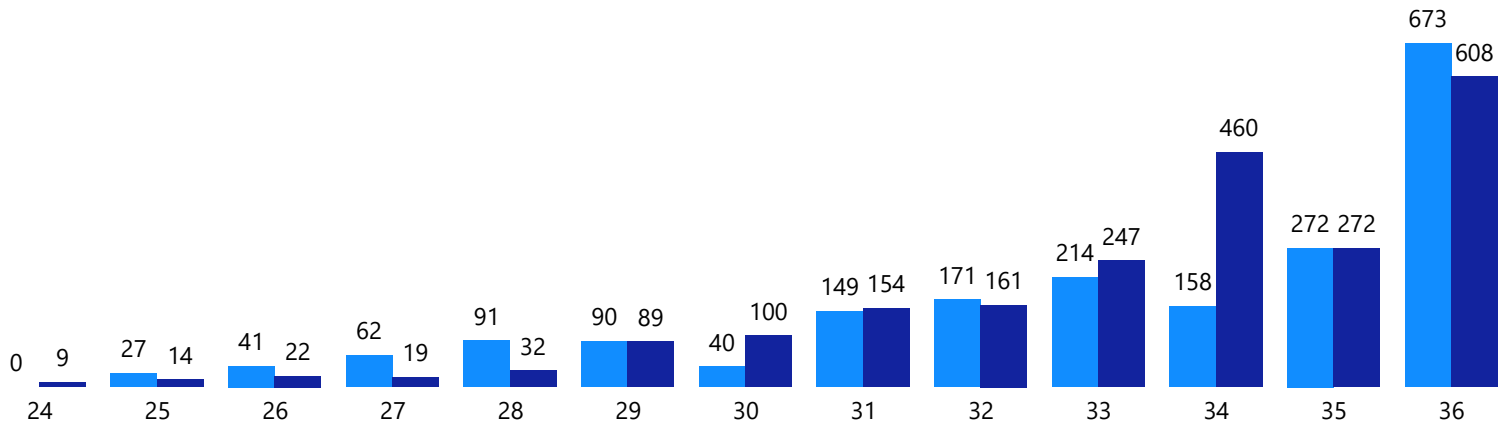


21/22 vs 22/23 per Week

● 21/22 ● 22/23



Comparison Week 36 (21/22 vs 22/23)

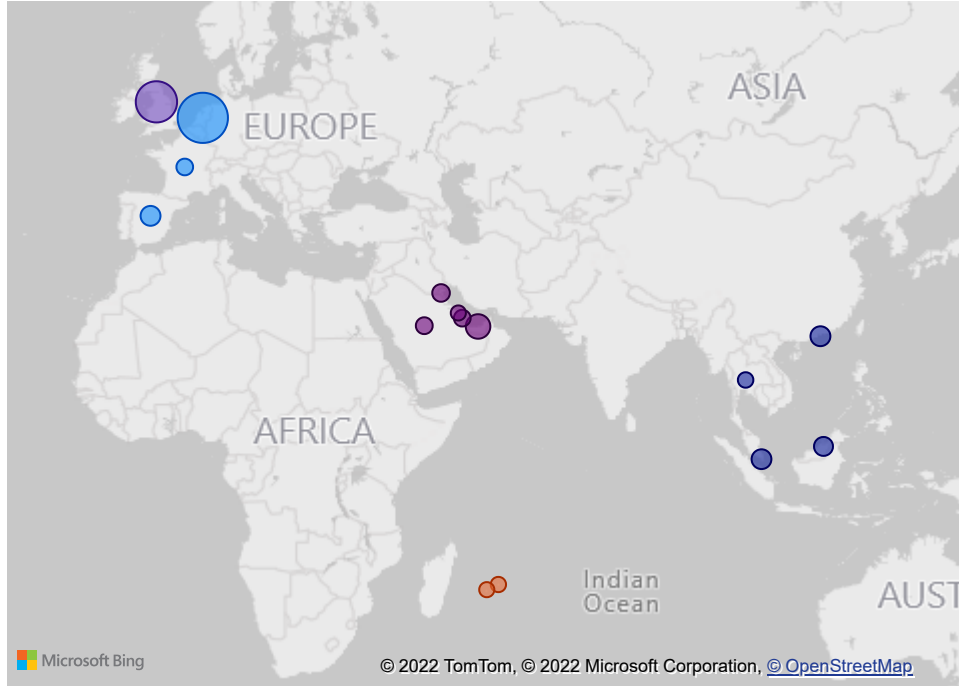
Region	22/23 Air	22/23 Sea	Total 22/23	21/22 Air	21/22 Sea	Total 21/22	Diff %
Africa	0.00	0.00	0.00	0.00	0.00	0.00	0%
Europe	15.12	334.11	349.23	73.36	315.27	388.63	-10%
Far East & Asia	28.51	7.57	36.09	25.29	9.36	34.65	4%
Indian Ocean Islands	1.31	0.00	1.31	0.00	0.00	0.00	100%
Middle East	38.80	35.33	74.13	8.77	7.75	16.51	349%
Russian Federation	0.00	0.00	0.00	0.00	0.00	0.00	0%
United Kingdom	28.91	118.04	146.96	94.70	138.05	232.75	-37%
USA & Canada	0.00	0.00	0.00	0.00	0.00	0.00	0%
Other	0.00	0.00	0.00	0.00	0.00	0.00	0%
Total	112.66	495.05	607.72	202.12	470.43	672.55	-10%

Comparison YTD Week 36 (21/22 vs 22/23)

Region	22/23 Air	22/23 Sea	Total 22/23	21/22 Air	21/22 Sea	Total 21/22	Diff %
Africa	0.00	0.00	0.00	0.00	0.00	0.00	0%
Europe	78.07	867.31	945.38	147.84	777.26	925.10	2%
Far East & Asia	200.85	108.16	309.01	159.94	110.68	270.63	14%
Indian Ocean Islands	5.25	0.00	5.25	0.68	0.00	0.68	678%
Middle East	195.13	146.96	342.09	87.23	42.80	130.02	163%
Russian Federation	0.00	0.00	0.00	0.00	0.00	0.00	0%
United Kingdom	66.60	518.97	585.57	198.41	464.45	662.85	-12%
USA & Canada	0.00	0.00	0.00	0.00	0.00	0.00	0%
Other	0.00	0.00	0.00	0.00	0.00	0.00	0%
Total	545.90	1 641.40	2 187.30	594.10	1 395.18	1 989.28	10%

Exports per Country

RegionReportAs ● EUR ● FEA ● IOI ● MEA ● OTH ● UKI



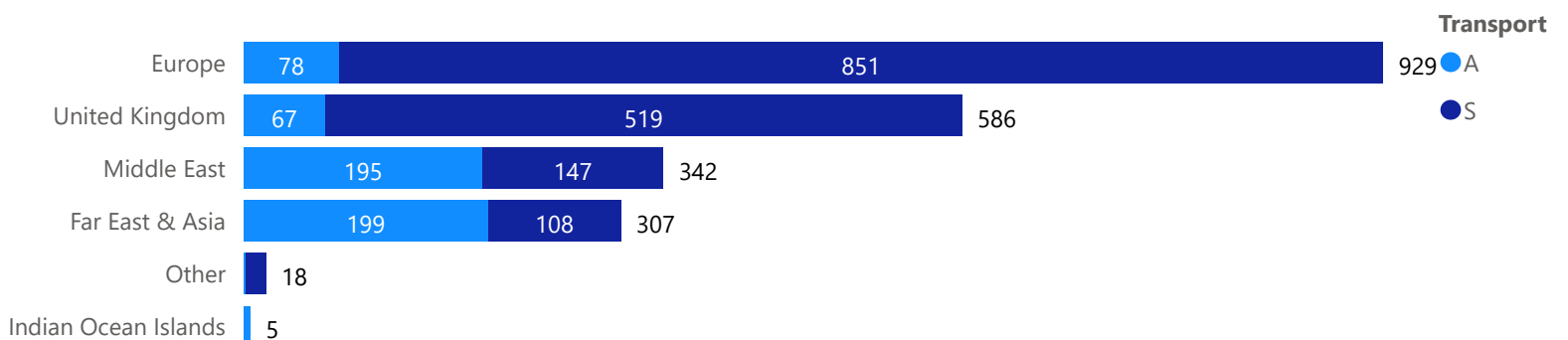
Exports per Region and Country

Region	CountryDesc	22/23	
Europe	Denmark	0	
	France	35	
	Germany	0	
	Netherlands	787	
	Spain	107	
	Total	929	
Far East & Asia	Hong Kong	107	
	Malaysia	86	
	Singapore	105	
	Thailand	9	
	Total	307	
Indian Ocean Islands	Mauritius	5	
	Reunion	1	
	Total	5	
Middle East	Bahrain	0	
	Kuwait	56	
	Oman	0	
	Qatar	36	
	Saudi Arabia	39	
	United Arab Emirates	211	
	Total	342	
	Other	Unknown	18
		Total	18
United Kingdom	United Kingdom	586	
	Total	586	
Total		2187	

YTD Export Growth % (21/22 vs 22/23)

Region	21/22	22/23	Diff%
Europe	925.09	928.90	0%
Far East & Asia	270.62	307.45	14%
Indian Ocean Islands	0.33	5.25	1491%
Middle East	130.02	342.09	163%
Other	0.33	18.05	5370%
United Kingdom	662.85	585.57	-12%
Total	1 989.24	2 187.31	10%

Exports per Region





Blueberries Exports from South Africa

Season 2022/2023



Glossary of Key Terms

Actual Cartons (ActCtn)

- Number of carton that are on a pallet as provided by data source. (The number cartons can differ depending on the pack type code e.g. J60B has 1 carton, and A15C had 80 cartons)

Country of Origin

- Reports based on South African exports only. The country of origin code in the data source is ZA.

Equivalent Cartons (EqvCtns)

- The net mass provided by the data source, divided by the standard mass as per commodity. (Nett mass is validated to be within certain tolerance based on pack type codes) e.g. Grapes standard mass is 4.5 kg, Oranges is 15kg

Pallet Quantity (Plt_Qty)

- The Pallet Quantity provided by data source. No distinction is made between pallet types

Port Of Loading (POL)

- Port of Loading

Shipped Date

- Shipped date is the sail date from the Port of Loading for the vessel.
- Pome fruit & Stone fruit - Shipped Date / Export Week is the date of the last South African port of loading (Initially the shipped date is received from the data source. The vessel sail date is updated according to Marine traffic and Transnet to use the actual shipped dates)

Season_week

- Commodity based week indicating the start of a season.

Ship_week

- The week of the year, starting on a Monday, derived from the shipped date.
- Volumes might change in ship weeks based on exporters updates being sent through via EDI files.
- Pome and Stone fruit use Shipped_week_za in this field.

Shipped_week_pol

- The week of the year, starting on a Monday, derived from the shipped date when the vessel left the port.

Shipped_week_za

- The week of the year, starting on a Monday, derived from the shipped date when the vessel left the last South African POL. (NOT the port the container was loaded in)

Year To Date (YTD)

- Year To Date (YTD) - Data for the current season. The season dates are commodity based.

Indemnity:

Agri-hub shall take all reasonable precautions to ensure that any information and data provided by Agri-hub from its information sources are correct. Neither Agri-hub nor any of its directors, employees or information sources take any responsibility for action or losses that might occur as a result of the usage of this information.

16 September 2022