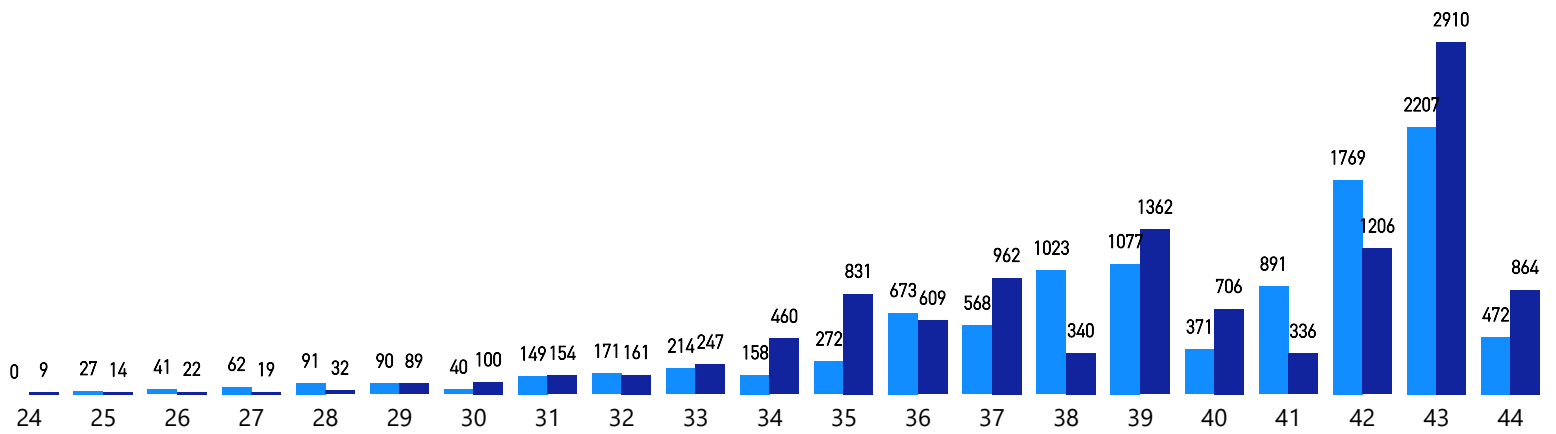


## 21/22 vs 22/23 per Week

● 21/22 ● 22/23



## Comparison Week 44 (21/22 vs 22/23)

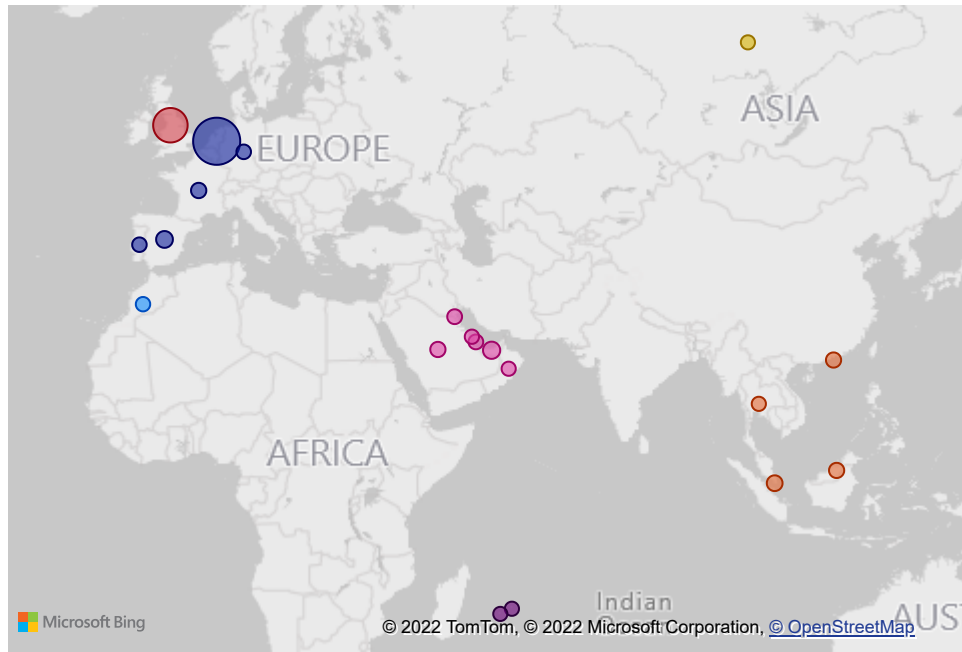
Region	22/23 Air	22/23 Sea	Total 22/23	21/22 Air	21/22 Sea	Total 21/22	Diff %
Africa	0.00	0.00	0.00	0.00	0.00	0.00	0.00%
Europe	28.44	592.66	621.10	100.31	0.00	100.31	519.16%
Far East & Asia	21.43	5.63	27.05	41.91	99.57	141.48	-80.88%
Indian Ocean Islands	0.00	0.00	0.00	0.00	0.00	0.00	0.00%
Middle East	53.49	49.12	102.62	24.72	63.90	88.63	15.79%
Russian Federation	0.00	0.00	0.00	0.00	0.00	0.00	0.00%
United Kingdom	99.56	10.78	110.34	141.15	0.00	141.15	-21.83%
USA & Canada	0.00	0.00	0.00	0.00	0.00	0.00	0.00%
Other	3.29	0.00	3.29	0.00	0.00	0.00	100.00%
<b>Total</b>	<b>206.21</b>	<b>658.19</b>	<b>864.40</b>	<b>308.09</b>	<b>163.47</b>	<b>471.57</b>	<b>83.31%</b>

## Comparison YTD Week 44 (21/22 vs 22/23)

Region	22/23 Air	22/23 Sea	Total 22/23	21/22 Air	21/22 Sea	Total 21/22	Diff %
Africa	0.00	43.52	43.52	0.00	0.00	0.00	100.00%
Europe	387.02	5 966.18	6 353.20	703.71	5 366.72	6 070.43	4.66%
Far East & Asia	470.94	163.62	634.55	390.28	318.05	708.33	-10.42%
Indian Ocean Islands	7.30	0.56	7.87	0.68	0.00	0.68	1065.33%
Middle East	547.65	406.52	954.17	305.15	240.21	545.36	74.96%
Russian Federation	0.97	0.00	0.97	0.00	0.00	0.00	100.00%
United Kingdom	894.05	2 542.67	3 436.72	875.44	2 164.60	3 040.03	13.05%
USA & Canada	0.00	0.00	0.00	0.00	0.00	0.00	0.00%
Other	3.29	0.00	3.29	1.35	0.00	1.35	143.97%
<b>Total</b>	<b>2 311.23</b>	<b>9 123.06</b>	<b>11 434.29</b>	<b>2 276.61</b>	<b>8 089.58</b>	<b>10 366.19</b>	<b>10.30%</b>

## Exports per Country

RegionReportAs ● AFR ● EUR ● FEA ● IOI ● MEA ● OTH ● RUS ● UKI



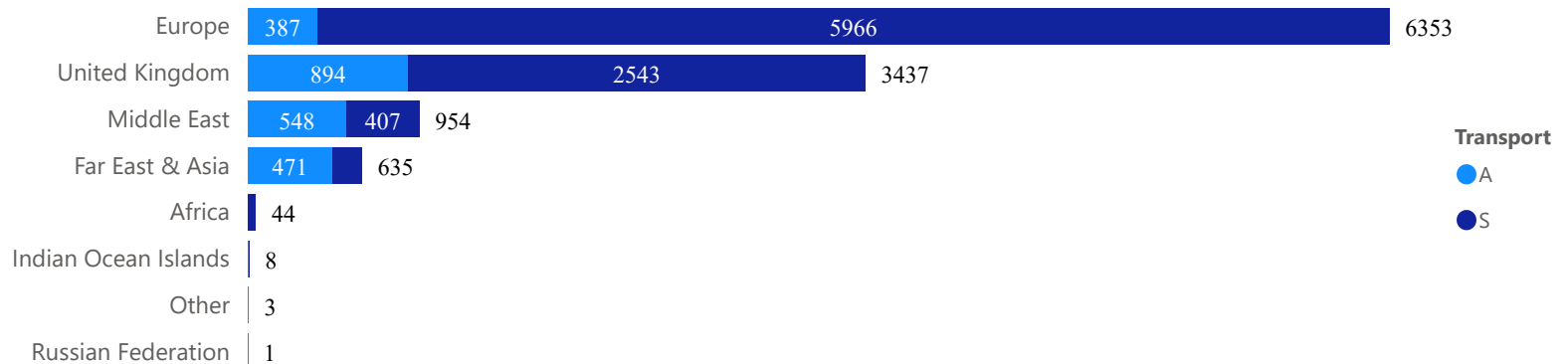
## Exports per Region and Country

Region	CountryDesc	22/23
Africa	Morocco	44
Europe	France	199
	Germany	76
	Netherlands	5569
	Portugal	65
	Spain	445
Far East & Asia	Hong Kong	176
	Malaysia	180
	Singapore	270
	Thailand	9
Indian Ocean Islands	Mauritius	7
	Reunion	1
Middle East	Bahrain	23
	Kuwait	114
	Oman	8
	Qatar	106
	Saudi Arabia	186
	United Arab Emirates	518
Other	Unknown	3
Russian Federation	Russian Federation	1
United Kingdom	United Kingdom	3437
<b>Total</b>		<b>11434</b>

## YTD Export Growth % (21/22 vs 22/23)

Region	21/22	22/23	Diff %
Africa	0.00	43.52	100.00%
Europe	6 070.43	6 353.20	4.66%
Far East & Asia	708.33	634.55	-10.42%
Indian Ocean Islands	0.68	7.87	1065.33%
Middle East	545.36	954.17	74.96%
Russian Federation	0.00	0.97	100.00%
United Kingdom	3 040.03	3 436.72	13.05%
Other	1.35	3.29	143.97%
<b>Total</b>	<b>10 366.19</b>	<b>11 434.29</b>	<b>10.30%</b>

## Exports per Region 22/23





# Blueberries Exports from South Africa

## Season 2022/2023



## Glossary of Key Terms

### Actual Cartons (ActCtn)

- Number of carton that are on a pallet as provided by data source. (The number cartons can differ depending on the pack type code e.g. J60B has 1 carton, and A15C had 80 cartons)

### Country of Origin

- Reports based on South African exports only. The country of origin code in the data source is ZA.

### Equivalent Cartons (EqvCtns)

- The net mass provided by the data source, divided by the standard mass as per commodity. ( Nett mass is validated to be within certain tolerance based on pack type codes) e.g. Grapes standard mass is 4.5 kg, Oranges is 15kg

### Pallet Quantity (Plt\_Qty)

- The Pallet Quantity provided by data source. No distinction is made between pallet types

### Port Of Loading (POL)

- Port of Loading

### Shipped Date

- Shipped date is the sail date from the Port of Loading for the vessel.
- Pome fruit & Stone fruit - Shipped Date / Export Week is the date of the last South African port of loading (Initially the shipped date is received from the data source. The vessel sail date is updated according to Marine traffic and Transnet to use the actual shipped dates )

### Season\_week

- Commodity based week indicating the start of a season.

### Ship\_week

- The week of the year, starting on a Monday, derived from the shipped date.
- Volumes might change in ship weeks based on exporters updates being sent through via EDI files.
- Pome and Stone fruit use Shipped\_week\_za in this field.

### Shipped\_week\_pol

- The week of the year, starting on a Monday, derived from the shipped date when the vessel left the port.

### Shipped\_week\_za

- The week of the year, starting on a Monday, derived from the shipped date when the vessel left the last South African POL. (NOT the port the container was loaded in)

### Year To Date (YTD)

- Year To Date (YTD) - Data for the current season. The season dates are commodity based.

### Indemnity:

Agri-hub shall take all reasonable precautions to ensure that any information and data provided by Agri-hub from its information sources are correct. Neither Agri-hub nor any of its directors, employees or information sources take any responsibility for action or losses that might occur as a result of the usage of this information.