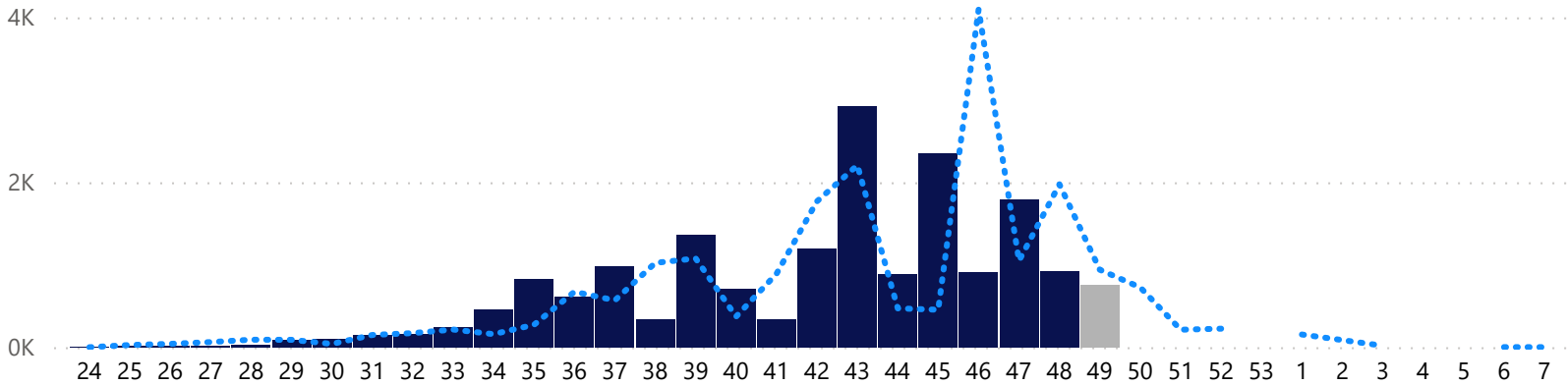


21/22 vs 22/23 per Week

● Confirmed ● Unconfirmed ● 21/22



Comparison Report Week (21/22 vs 22/23)

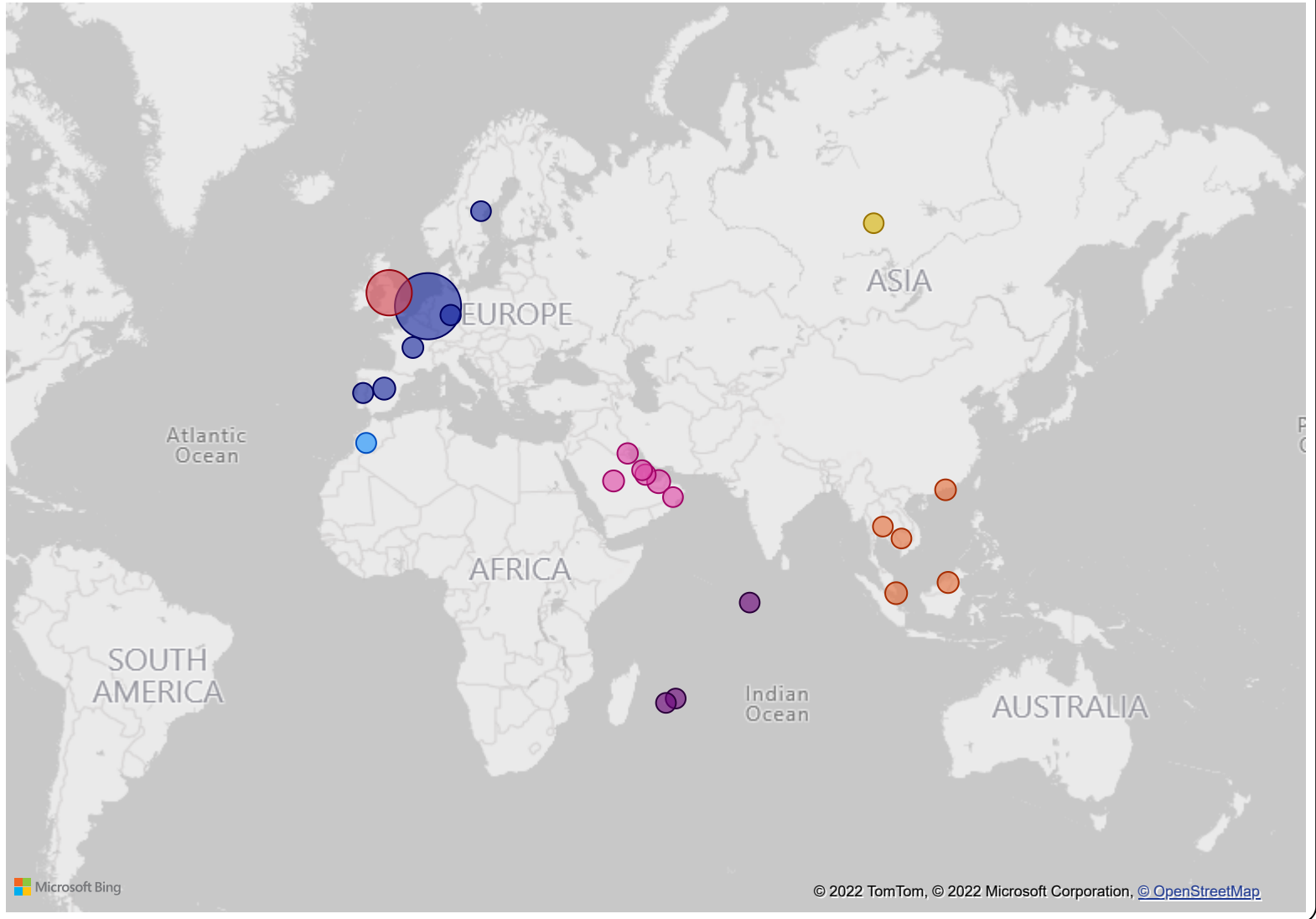
Region	22/23 Air	22/23 Sea	22/23 Total	21/22 Air	21/22 Sea	21/22 Total	Diff%
Africa							
Europe	8.64	587.57	596.21	42.56	1 167.15	1 209.71	-50.7%
Far East & Asia	27.84	0.00	27.84	31.04	0.00	31.04	-10.3%
Indian Ocean Islands	0.00	1.62	1.62	0.00	0.00	0.00	100.0%
Middle East	25.47	24.96	50.43	11.78	60.41	72.19	-30.1%
Other	1.26	0.00	1.26	0.00	0.00	0.00	100.0%
Russian Federation							
United Kingdom	0.00	240.91	240.91	99.60	563.03	662.63	-63.6%
USA & Canada							
Total	63.21	855.06	918.27	184.98	1 790.59	1 975.57	-53.5%

Comparison Year To Date (21/22 vs 22/23)

Region	22/23 Air	22/23 Sea	22/23 Total	21/22 Air	21/22 Sea	21/22 Total	Diff%
Africa	0.00	43.53	43.53	0.00	0.00	0.00	100.0%
Europe	454.02	9 727.07	10 181.09	978.88	10 136.79	11 115.67	-8.4%
Far East & Asia	650.27	223.49	873.76	525.95	335.20	861.15	1.5%
Indian Ocean Islands	7.97	3.73	11.70	1.02	0.00	1.02	1047.1%
Middle East	734.21	476.07	1 210.28	390.67	421.76	812.43	49.0%
Other	1.26	0.00	1.26	3.30	0.00	3.30	-61.8%
Russian Federation	0.97	0.00	0.97	0.00	0.00	0.00	100.0%
United Kingdom	929.91	4 212.14	5 142.05	1 265.08	3 881.12	5 146.20	-0.1%
USA & Canada							
Total	2 778.61	14 686.03	17 464.64	3 164.90	14 774.87	17 939.77	-2.6%

Exports per Country

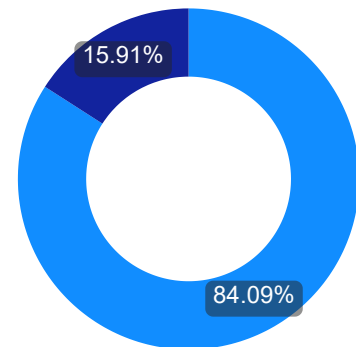
Region ● Africa ● Europe ● Far East & Asia ● Indian Ocean Isla... ● Middle East ● Other ● Russian Federation ● United Kingd...



YTD Export Growth % (21/22 vs 22/23)

Region	22/23	21/22	Diff%
⊕ Africa	43.53	0.00	100.0%
⊕ Europe	10 181.09	11 115.67	-8.4%
⊕ Far East & Asia	873.76	861.15	1.5%
⊕ Indian Ocean Islands	11.70	1.02	1047.1%
⊕ Middle East	1 210.28	812.43	49.0%
⊕ Other	1.26	3.30	-61.8%
⊕ Russian Federation	0.97	0.00	100.0%
⊕ United Kingdom	5 142.05	5 146.20	-0.1%
⊕ USA & Canada			
Total	17 464.64	17 939.77	-2.6%

Transport Type



Transport ● Sea ● Air

Exports per Region and Country

Region	Country	22/23	21/22	Diff	Diff%
Africa	Morocco	43.53	0.00	43.53	100.0%
	Total	43.53	0.00	43.53	100.0%
Europe	Denmark	0.00	1.68	-1.68	-100.0%
	France	215.30	259.06	-43.76	-16.9%
	Germany	117.17	139.63	-22.46	-16.1%
	Netherlands	9 320.36	10 068.60	-748.24	-7.4%
	Portugal	65.29	0.00	65.29	100.0%
	Spain	458.80	646.70	-187.90	-29.1%
	Sweden	4.17	0.00	4.17	100.0%
	Total	10 181.09	11 115.67	-934.58	-8.4%
Far East & Asia	Cambodia	0.68	1.44	-0.76	-52.8%
	Hong Kong	199.95	190.96	8.99	4.7%
	Malaysia	256.01	240.32	15.69	6.5%
	Singapore	408.50	396.00	12.50	3.2%
	Thailand	8.62	32.43	-23.81	-73.4%
	Total	873.76	861.15	12.61	1.5%
Indian Ocean Islands	Maldives	0.67	0.00	0.67	100.0%
	Mauritius	8.29	1.02	7.27	712.7%
	Reunion	2.74	0.00	2.74	100.0%
	Total	11.70	1.02	10.68	1047.1%
Middle East	Bahrain	27.03	12.73	14.30	112.3%
	Kuwait	131.71	52.65	79.06	150.2%
	Oman	11.84	18.49	-6.65	-36.0%
	Qatar	138.86	23.35	115.51	494.7%
	Saudi Arabia	245.59	133.29	112.30	84.3%
	United Arab Emirates	655.25	571.92	83.33	14.6%
	Total	1 210.28	812.43	397.85	49.0%
Other	Unknown	1.26	3.30	-2.04	-61.8%
	Total	1.26	3.30	-2.04	-61.8%
Russian Federation	Russian Federation	0.97	0.00	0.97	100.0%
	Total	0.97	0.00	0.97	100.0%
United Kingdom	Ireland	0.00	4.10	-4.10	-100.0%
	United Kingdom	5 142.05	5 142.10	-0.05	-0.0%
	Total	5 142.05	5 146.20	-4.15	-0.1%
Total		17 464.64	17 939.77	-475.13	-2.6%

Indemnity:

Agri-hub shall take all reasonable precautions to ensure that any information and data provided by Agri-hub from its information sources are correct. Neither Agri-hub nor any of its directors, employees or information sources take any responsibility for action or losses that might occur as a result of the usage of this information.