



Blueberries Exports from South Africa

2022 season

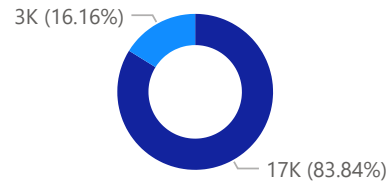


Week: 1

Tons Exported per Week

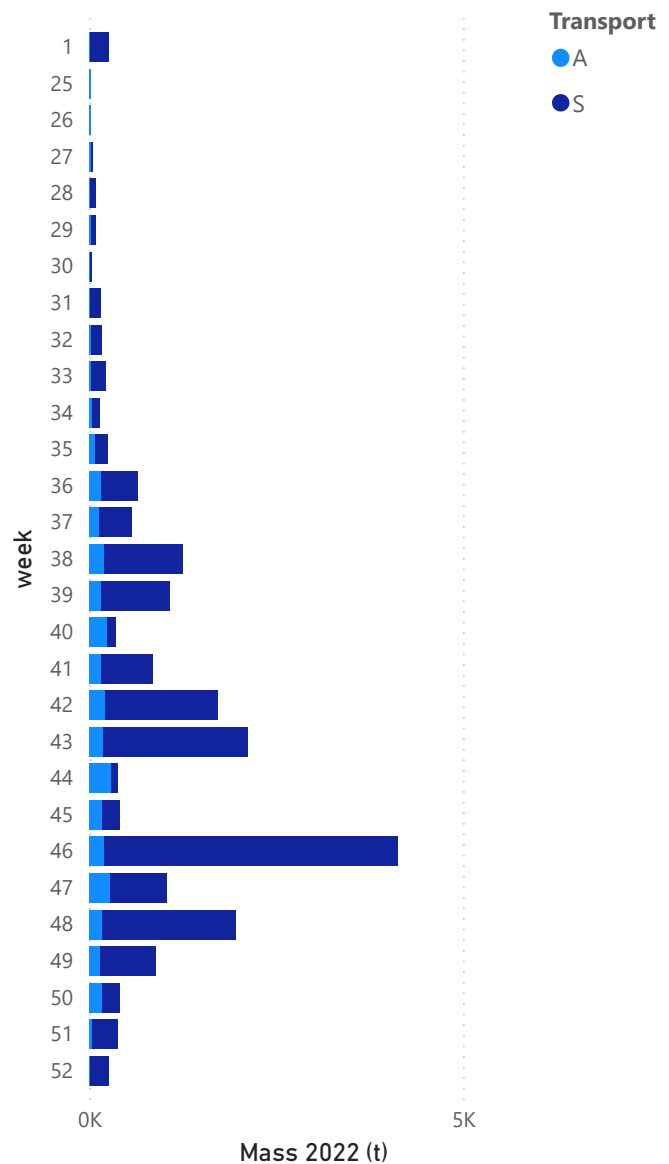
Week	Mass 2022 (t)	Cumulative Total per week
1	265	265
25	14	279
26	23	302
27	49	351
28	87	438
29	88	526
30	38	564
31	148	712
32	164	875
33	216	1091
34	143	1234
35	248	1481
36	644	2126
37	560	2686
38	1244	3930
39	1079	5009
40	347	5356
41	854	6210
42	1716	7926
43	2119	10045
44	373	10418
45	414	10831
46	4121	14953
47	1031	15984
48	1962	17946
49	892	18839
50	404	19243
51	380	19623
52	262	19885
Total	19885	19885

Exports by Transport Type



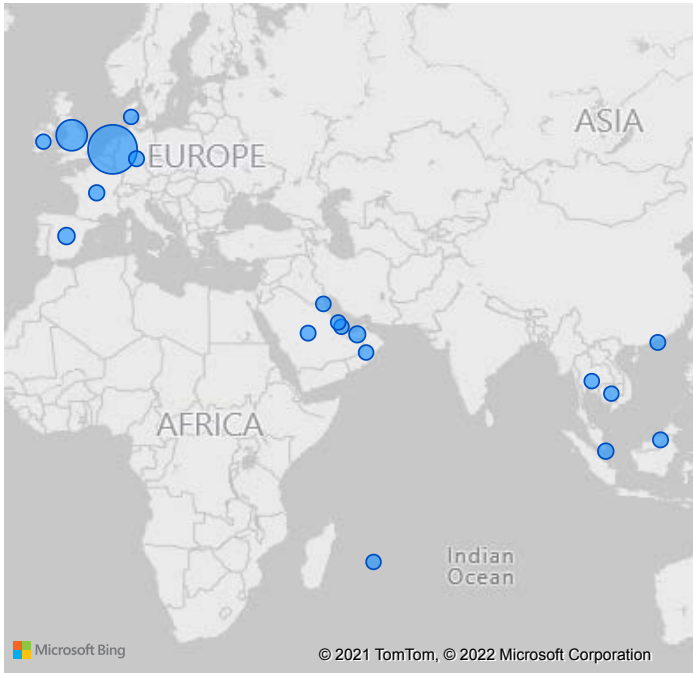
Transport ● S ● A

Tons Exported per Week





Exports per Country

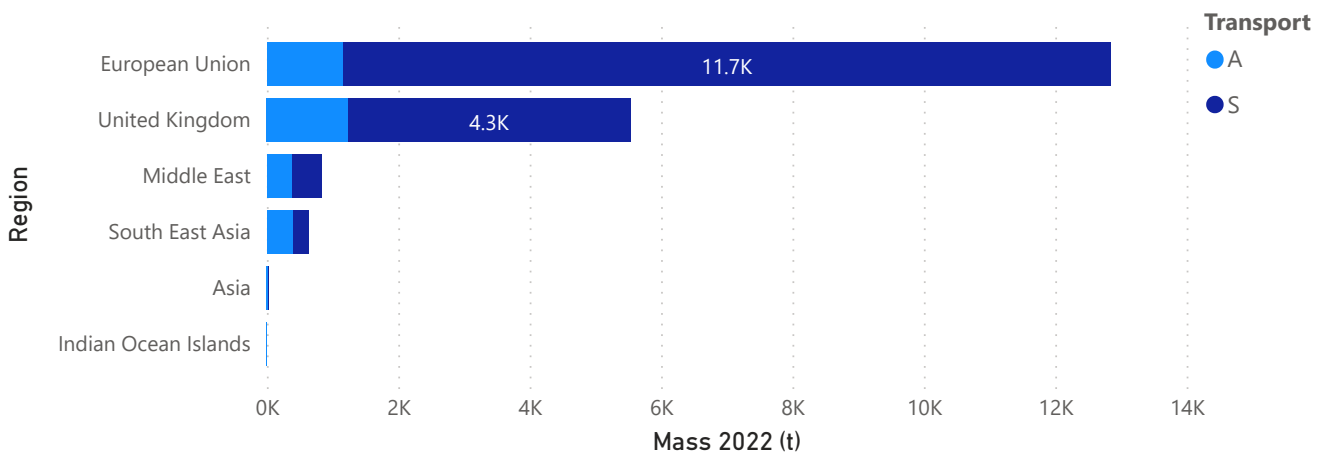


YTD Export Growth %

Region	Mass 2021 (T)	Mass 2022 (T)	% Diff
European Union	7728	12842	39.8%
United Kingdom	5528	5532	0.1%
Middle East	467	837	44.2%
South East Asia	575	640	10.2%
Asia	5	31	83.4%
Indian Ocean Islands	4	2	-78.6%
Total	14308	19885	28.0%

Region	Country	Mass 2022 (t)
United Kingdom	Ireland	4
	United Kingdom	5528
	Total	5532
South East Asia	Hong Kong	146
	Malaysia	172
	Singapore	323
	Total	640
Middle East	Bahrain	19
	Kuwait	59
	Oman	19
	Qatar	23
	Saudi Arabia	141
	United Arab Emirates	577
	Total	837
Indian Ocean Islands	Mauritius	2
	Total	2
European Union	Denmark	2
	France	290
	Germany	192
	Netherlands	11667
	Spain	690
	Total	12842
	Asia	Cambodia
Thailand		28
Total		31
Total		19885

Exports per Region





Blueberries Exports from South Africa

2022 season

Week 1



Notes:

5 August 2021:

Week 27 to 29 data updated due to a transmission failure in EDI files. This issue has been resolved and data updated retrospectively.
Vessel delays due to port congestion caused shifts in sea freight volumes in week 28 to 32.

17 September 2021:

Mass and Cumulative Summary columns swapped on page 1 of this report as per request.
Week 33 to 36 data adjusted according to exporter feedback

8 October 2021:

Reporting delay due to data submissions that had to be verified.

13 October 2021:

Reporting figures corrected after season setup for week 39.

12 November 2021:

Reporting delay due to data submissions that had to be verified. Please note figures changed due to historical data corrections.

9 December 2021:

Additional information included to show the percentage difference from the previous season.

Thank you to all providers submitting and engaging with this data. For any questions or concerns, please contact us on brian@agrihub.co.za.

2022/01/13 18:39:42