



Blueberries Exports from South Africa

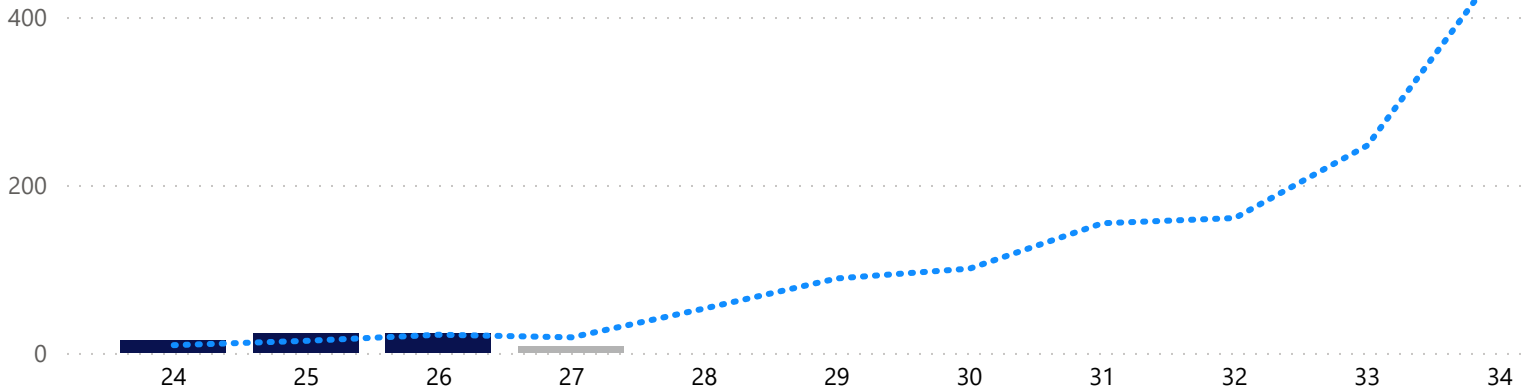
Season 2023/2024 - Week 26

(Report in Tonnage)



22/23 vs 23/24 per Week

● Confirmed ● Unconfirmed ● 22/23



Comparison Report Week (22/23 vs 23/24)

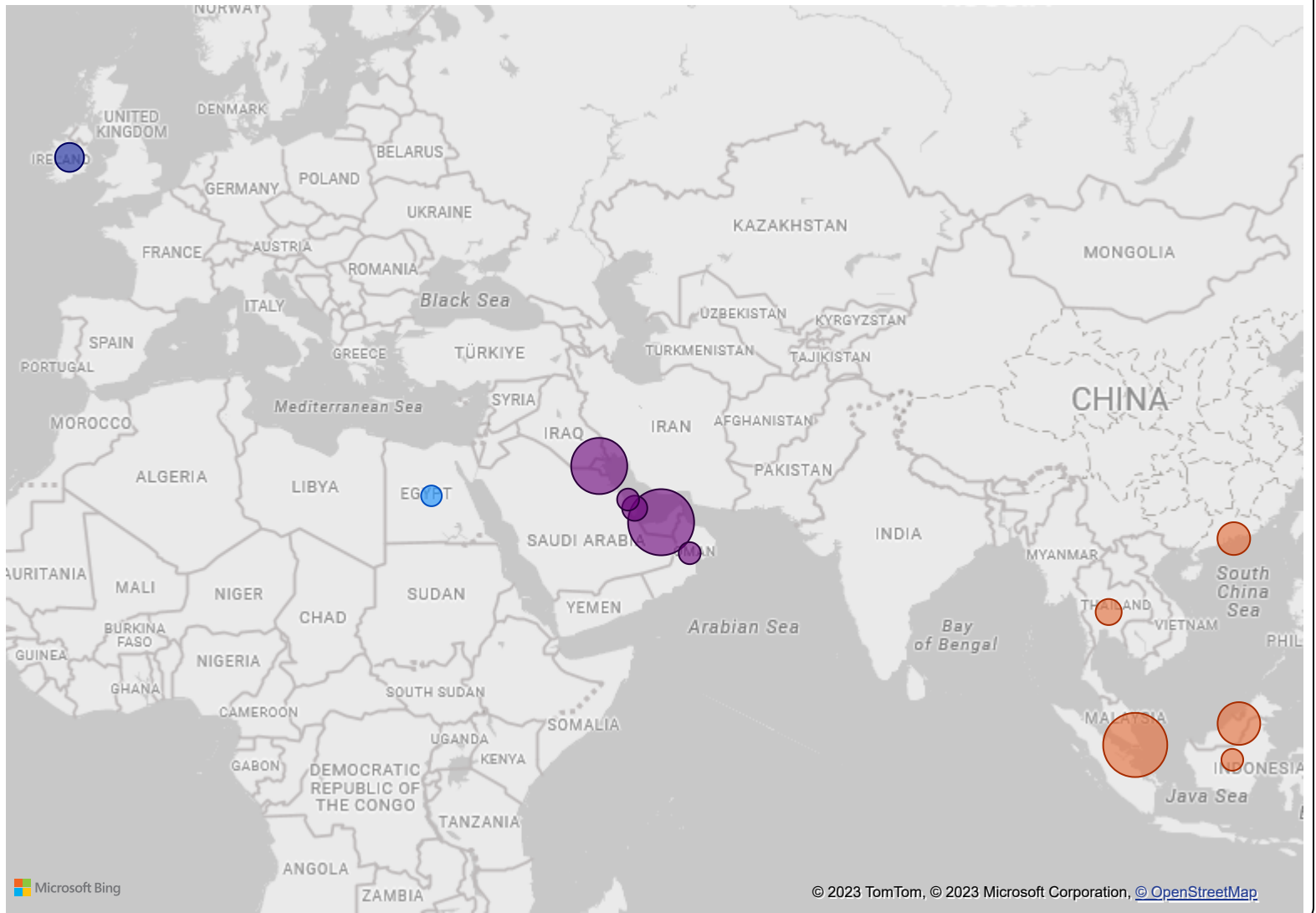
Region	23/24 Air	23/24 Sea	23/24 Total	22/23 Air	22/23 Sea	22/23 Total	Diff%
Africa							
Europe	2.88	0.00	2.88	0.00	0.00	0.00	100.0%
Far East & Asia	13.99	0.00	13.99	9.07	0.00	9.07	54.2%
Indian Ocean Islands							
Middle East	6.10	0.00	6.10	12.63	0.00	12.63	-51.7%
Other							
Russian Federation							
United Kingdom							
USA & Canada							
Total	22.97	0.00	22.97	21.70	0.00	21.70	5.9%

Comparison Year To Date (22/23 vs 23/24)

Region	23/24 Air	23/24 Sea	23/24 Total	22/23 Air	22/23 Sea	22/23 Total	Diff%
Africa	0.27	0.00	0.27	0.00	0.00	0.00	100.0%
Europe	2.88	0.00	2.88	0.00	0.00	0.00	100.0%
Far East & Asia	28.01	0.00	28.01	19.42	0.00	19.42	44.2%
Indian Ocean Islands							
Middle East	29.26	0.00	29.26	25.99	0.00	25.99	12.6%
Other							
Russian Federation							
United Kingdom							
USA & Canada							
Total	60.42	0.00	60.42	45.41	0.00	45.41	33.1%

Exports per Country

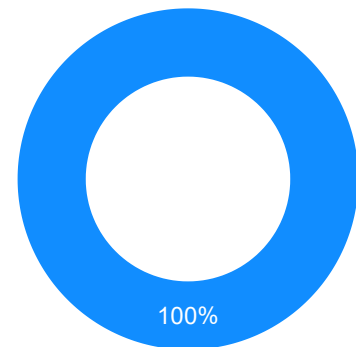
Region ● Africa ● Europe ● Far East & Asia ● Middle East



YTD Export Growth % (22/23 vs 23/24)

Region	23/24	22/23	Diff%
Africa	0.27	0.00	100.0%
Europe	2.88	0.00	100.0%
Far East & Asia	28.01	19.42	44.2%
Indian Ocean Islands			
Middle East	29.26	25.99	12.6%
Other			
Russian Federation			
United Kingdom			
USA & Canada			
Total	60.42	45.41	33.1%

Transport Type



Transport ● Air

Exports per Region and Country

Region	Country	23/24	22/23	Diff	Diff%
Africa	Egypt	0.27	0.00	0.27	100.0%
	Total	0.27	0.00	0.27	100.0%
Europe	Ireland	2.88	0.00	2.88	100.0%
	Total	2.88	0.00	2.88	100.0%
Far East & Asia	Hong Kong	4.09	8.29	-4.20	-50.7%
	Indonesia	0.63	0.00	0.63	100.0%
	Malaysia	7.25	7.11	0.14	2.0%
	Singapore	14.06	1.76	12.30	698.9%
	Thailand	1.98	2.26	-0.28	-12.4%
	Total	28.01	19.42	8.59	44.2%
Middle East	Bahrain	0.68	0.00	0.68	100.0%
	Kuwait	11.52	9.60	1.92	20.0%
	Oman	0.68	0.00	0.68	100.0%
	Qatar	1.70	6.50	-4.80	-73.8%
	Saudi Arabia	0.00	6.85	-6.85	-100.0%
	United Arab Emirates	14.68	3.04	11.64	382.9%
Total	29.26	25.99	3.27	12.6%	
Total		60.42	45.41	15.01	33.1%

Indemnity: Agri-hub shall take all reasonable precautions to ensure that any information and data provided by Agri-hub from its information sources are correct. Neither Agri-hub nor any of its directors, employees or information sources take any responsibility for action or losses that might occur as a result of the usage of this information.