



Blueberries Exports from South Africa

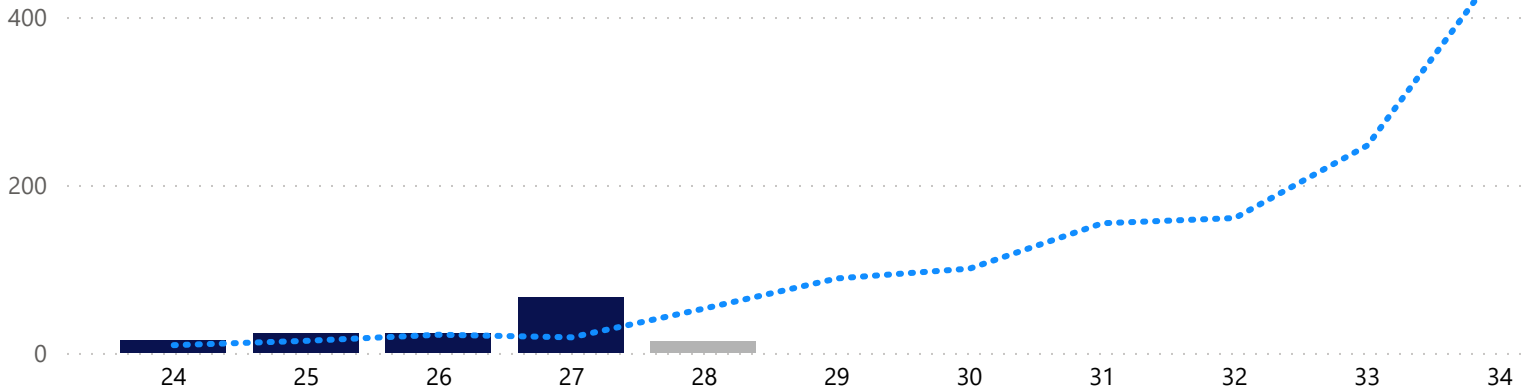
Season 2023/2024 - Week 27

(Report in Tonnage)



22/23 vs 23/24 per Week

● Confirmed ● Unconfirmed ● 22/23



Comparison Report Week (22/23 vs 23/24)

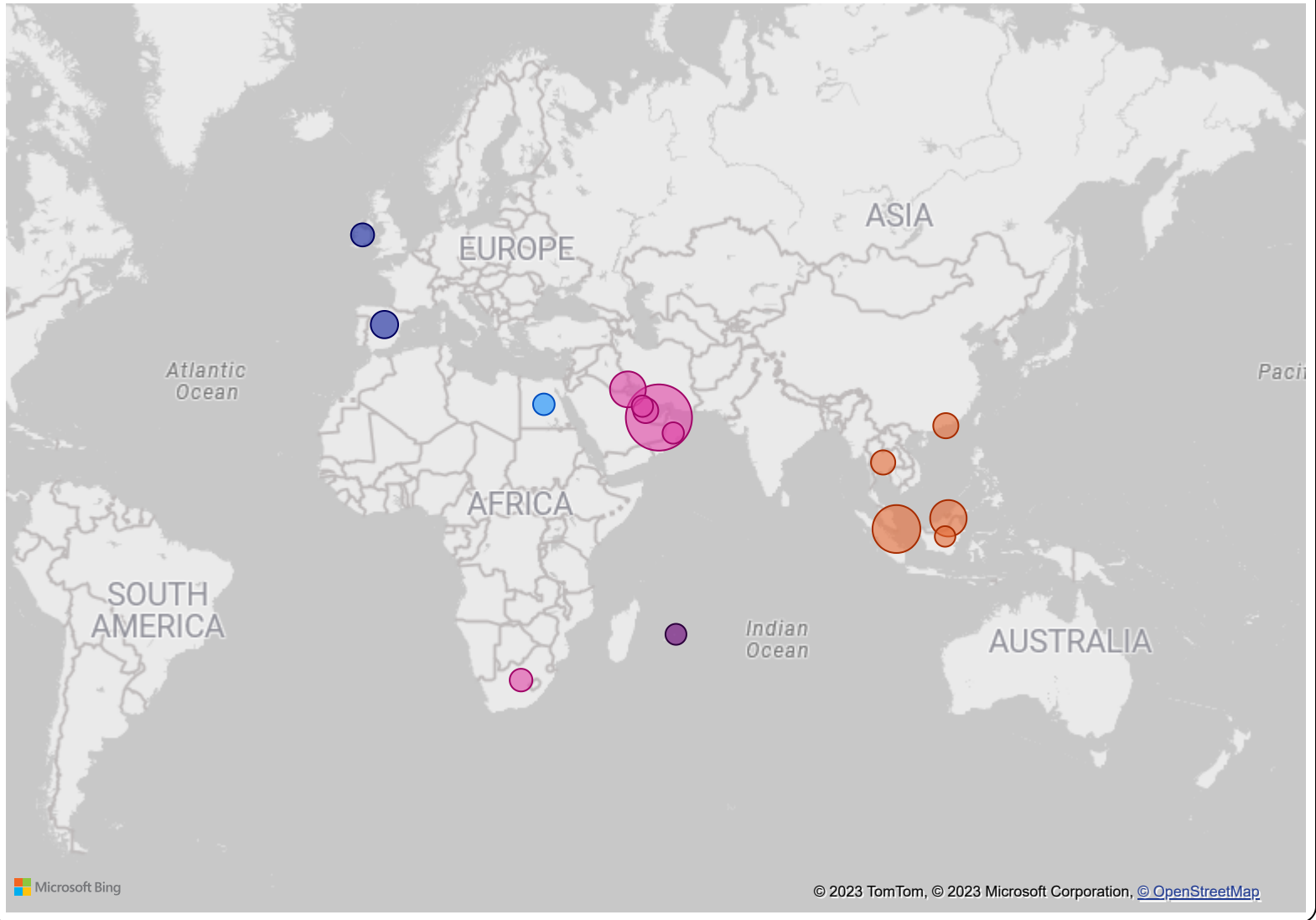
Region	23/24 Air	23/24 Sea	23/24 Total	22/23 Air	22/23 Sea	22/23 Total	Diff%
Africa	1.28	0.00	1.28	0.00	0.00	0.00	100.0%
Europe	6.72	0.00	6.72	0.00	0.00	0.00	100.0%
Far East & Asia	21.06	0.00	21.06	6.28	0.00	6.28	235.4%
Indian Ocean Islands	0.99	0.00	0.99	0.00	0.00	0.00	100.0%
Middle East	16.72	19.48	36.20	12.32	0.00	12.32	193.8%
Other							
Russian Federation							
United Kingdom							
USA & Canada							
Total	46.77	19.48	66.25	18.60	0.00	18.60	256.2%

Comparison Year To Date (22/23 vs 23/24)

Region	23/24 Air	23/24 Sea	23/24 Total	22/23 Air	22/23 Sea	22/23 Total	Diff%
Africa	1.55	0.00	1.55	0.00	0.00	0.00	100.0%
Europe	9.60	0.00	9.60	0.00	0.00	0.00	100.0%
Far East & Asia	49.07	0.00	49.07	25.70	0.00	25.70	90.9%
Indian Ocean Islands	0.99	0.00	0.99	0.00	0.00	0.00	100.0%
Middle East	45.98	19.48	65.46	38.31	0.00	38.31	70.9%
Other							
Russian Federation							
United Kingdom							
USA & Canada							
Total	107.19	19.48	126.67	64.01	0.00	64.01	97.9%

Exports per Country

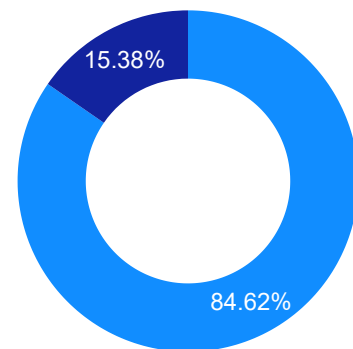
Region ● Africa ● Europe ● Far East & Asia ● Indian Ocean Islands ● Middle East



YTD Export Growth % (22/23 vs 23/24)

Region	23/24	22/23	Diff%
⊕ Africa	1.55	0.00	100.0%
⊕ Europe	9.60	0.00	100.0%
⊕ Far East & Asia	49.07	25.70	90.9%
⊕ Indian Ocean Islands	0.99	0.00	100.0%
⊕ Middle East	65.46	38.31	70.9%
⊕ Other			
⊕ Russian Federation			
⊕ United Kingdom			
⊕ USA & Canada			
Total	126.67	64.01	97.9%

Transport Type



Transport ● Air ● Sea

Exports per Region and Country

Region	Country	23/24	22/23	Diff	Diff%
Africa	Egypt	1.55	0.00	1.55	100.0%
	Total	1.55	0.00	1.55	100.0%
Europe	Ireland	2.88	0.00	2.88	100.0%
	Netherlands	0.00	0.00	0.00	
	Spain	6.72	0.00	6.72	100.0%
	Total	9.60	0.00	9.60	100.0%
Far East & Asia	Hong Kong	4.74	9.73	-4.99	-51.3%
	Indonesia	0.63	0.00	0.63	100.0%
	Malaysia	14.79	11.37	3.42	30.1%
	Singapore	24.94	1.76	23.18	1317.0%
	Thailand	3.97	2.84	1.13	39.8%
	Total	49.07	25.70	23.37	90.9%
Indian Ocean Islands	Mauritius	0.99	0.00	0.99	100.0%
	Total	0.99	0.00	0.99	100.0%
Middle East	Bahrain	1.36	0.00	1.36	100.0%
	Kuwait	14.22	14.73	-0.51	-3.5%
	Oman	1.36	0.00	1.36	100.0%
	Qatar	4.74	9.83	-5.09	-51.8%
	Saudi Arabia	2.53	7.87	-5.34	-67.9%
	United Arab Emirates	41.25	5.88	35.37	601.5%
	Total	65.46	38.31	27.15	70.9%
Total		126.67	64.01	62.66	97.9%

Indemnity: Agri-hub shall take all reasonable precautions to ensure that any information and data provided by Agri-hub from its information sources are correct. Neither Agri-hub nor any of its directors, employees or information sources take any responsibility for action or losses that might occur as a result of the usage of this information.