



Blueberries Exports from South Africa

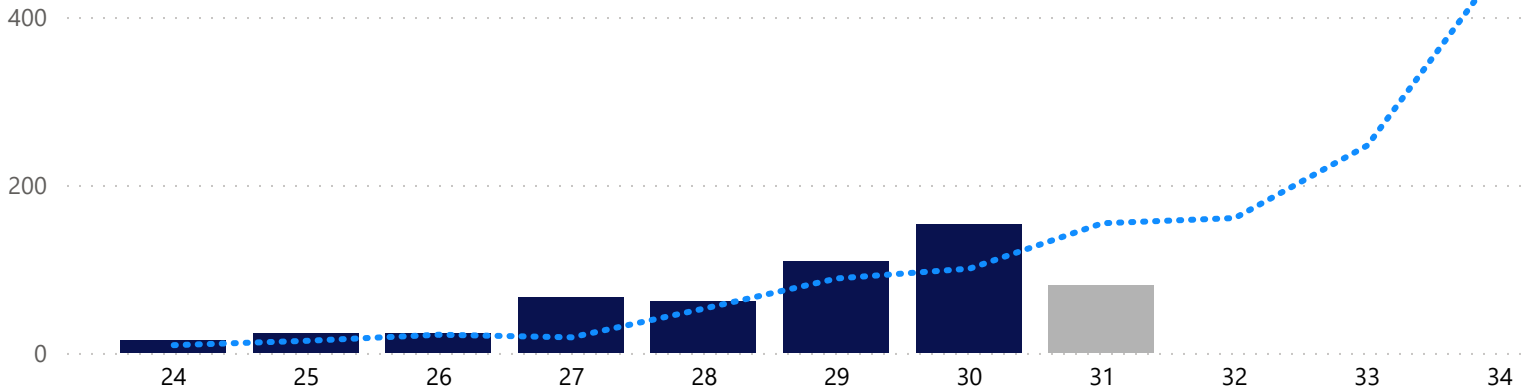
Season 2023/2024 - Week 30

(Report in Tonnage)



22/23 vs 23/24 per Week

● Confirmed ● Unconfirmed ● 22/23



Comparison Report Week (22/23 vs 23/24)

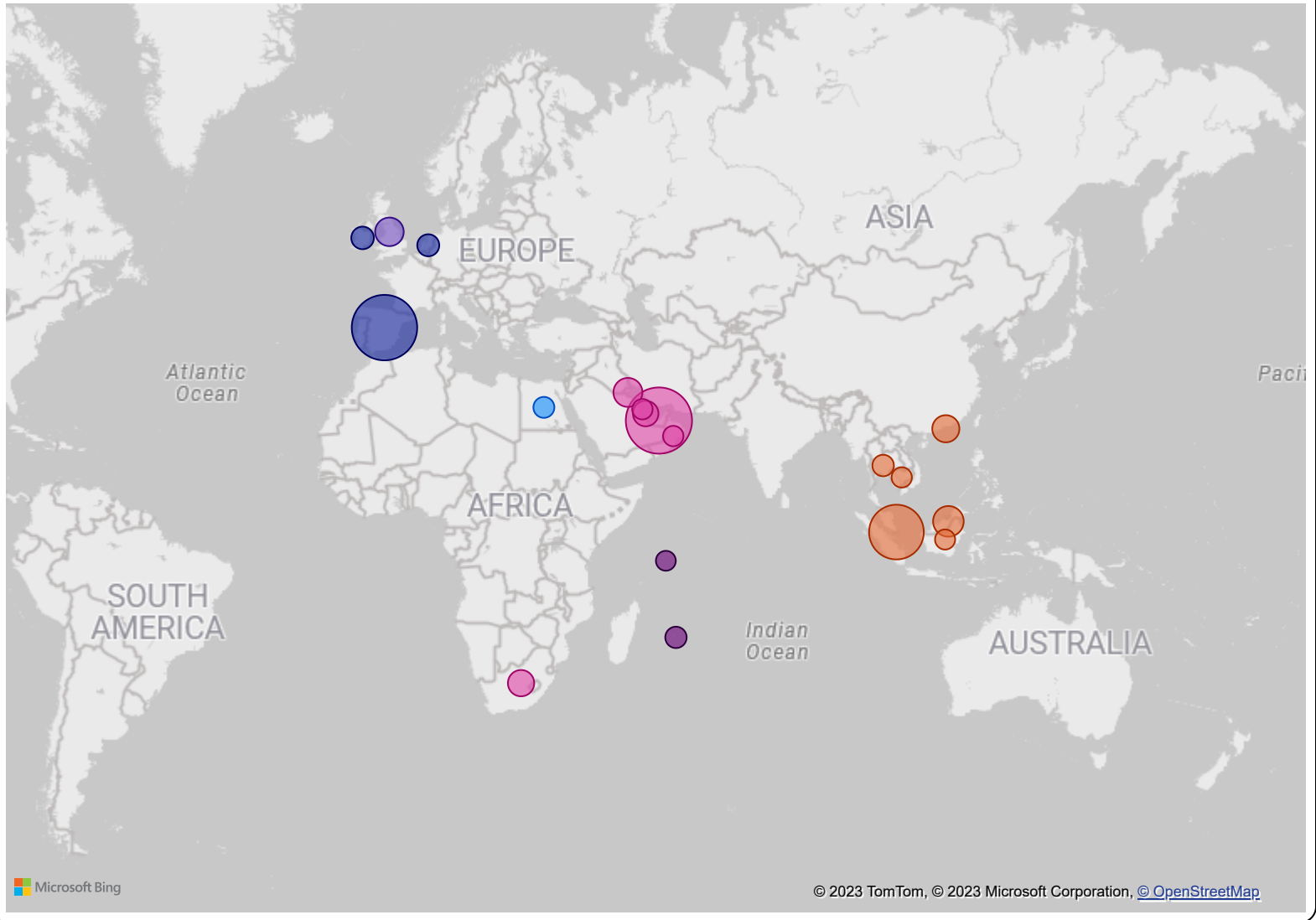
Region	23/24 Air	23/24 Sea	23/24 Total	22/23 Air	22/23 Sea	22/23 Total	Diff%
Africa	0.27	0.00	0.27	0.00	0.00	0.00	100.0%
Europe	8.16	43.53	51.69	0.00	54.78	54.78	-5.6%
Far East & Asia	27.92	11.25	39.17	13.37	0.00	13.37	193.0%
Indian Ocean Islands	0.36	0.00	0.36	0.68	0.00	0.68	-47.1%
Middle East	19.56	21.05	40.61	13.60	17.98	31.58	28.6%
Other							
Russian Federation							
United Kingdom	0.00	21.06	21.06	0.00	0.00	0.00	100.0%
USA & Canada							
Total	56.27	96.89	153.16	27.65	72.76	100.41	52.5%

Comparison Year To Date (22/23 vs 23/24)

Region	23/24 Air	23/24 Sea	23/24 Total	22/23 Air	22/23 Sea	22/23 Total	Diff%
Africa	2.63	0.00	2.63	0.00	0.00	0.00	100.0%
Europe	30.07	92.22	122.29	0.00	120.06	120.06	1.9%
Far East & Asia	111.41	22.50	133.91	64.08	18.72	82.80	61.7%
Indian Ocean Islands	3.65	0.00	3.65	0.68	0.00	0.68	436.8%
Middle East	106.96	59.49	166.45	75.00	27.51	102.51	62.4%
Other							
Russian Federation							
United Kingdom	0.00	21.06	21.06	0.00	0.00	0.00	100.0%
USA & Canada							
Total	254.72	195.27	449.99	139.76	166.29	306.05	47.0%

Exports per Country

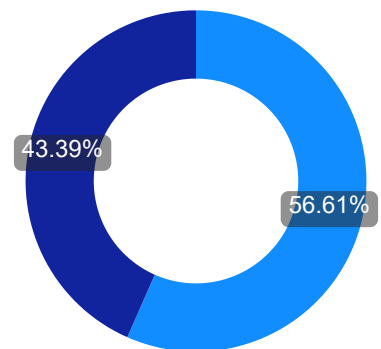
Region ● Africa ● Europe ● Far East & Asia ● Indian Ocean Islands ● Middle East ● United Kingdom



YTD Export Growth % (22/23 vs 23/24)

Region	23/24	22/23	Diff%
⊕ Africa	2.63	0.00	100.0%
⊕ Europe	122.29	120.06	1.9%
⊕ Far East & Asia	133.91	82.80	61.7%
⊕ Indian Ocean Islands	3.65	0.68	436.8%
⊕ Middle East	166.45	102.51	62.4%
⊕ Other			
⊕ Russian Federation			
⊕ United Kingdom	21.06	0.00	100.0%
⊕ USA & Canada			
Total	449.99	306.05	47.0%

Transport Type



Transport ● Air ● Sea

Exports per Region and Country

Region	Country	23/24	22/23	Diff	Diff%
Africa	Egypt	2.63	0.00	2.63	100.0%
	Total	2.63	0.00	2.63	100.0%
Europe	Ireland	6.55	0.00	6.55	100.0%
	Netherlands	5.17	43.52	-38.35	-88.1%
	Spain	110.57	76.54	34.03	44.5%
	Total	122.29	120.06	2.23	1.9%
Far East & Asia	Cambodia	1.08	0.00	1.08	100.0%
	Hong Kong	17.66	37.72	-20.06	-53.2%
	Indonesia	0.63	0.00	0.63	100.0%
	Malaysia	26.07	21.78	4.29	19.7%
	Singapore	84.50	18.44	66.06	358.2%
	Thailand	3.97	4.86	-0.89	-18.3%
	Total	133.91	82.80	51.11	61.7%
Indian Ocean Islands	Mauritius	3.63	0.68	2.95	433.8%
	Seychelles	0.02	0.00	0.02	100.0%
	Total	3.65	0.68	2.97	436.8%
Middle East	Bahrain	1.36	0.00	1.36	100.0%
	Kuwait	22.03	28.74	-6.71	-23.3%
	Oman	1.36	0.00	1.36	100.0%
	Qatar	13.64	16.00	-2.36	-14.8%
	Saudi Arabia	15.59	11.63	3.96	34.0%
	United Arab Emirates	112.47	46.14	66.33	143.8%
	Total	166.45	102.51	63.94	62.4%
United Kingdom	United Kingdom	21.06	0.00	21.06	100.0%
	Total	21.06	0.00	21.06	100.0%
Total		449.99	306.05	143.94	47.0%

Indemnity: Agri-hub shall take all reasonable precautions to ensure that any information and data provided by Agri-hub from its information sources are correct. Neither Agri-hub nor any of its directors, employees or information sources take any responsibility for action or losses that might occur as a result of the usage of this information.