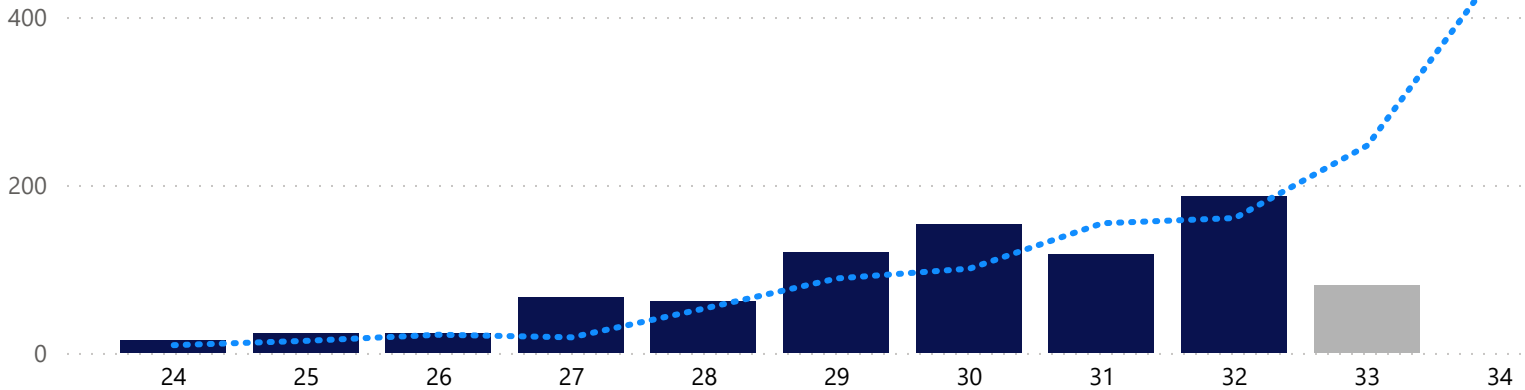


22/23 vs 23/24 per Week

● Confirmed ● Unconfirmed ● 22/23



Comparison Report Week (22/23 vs 23/24)

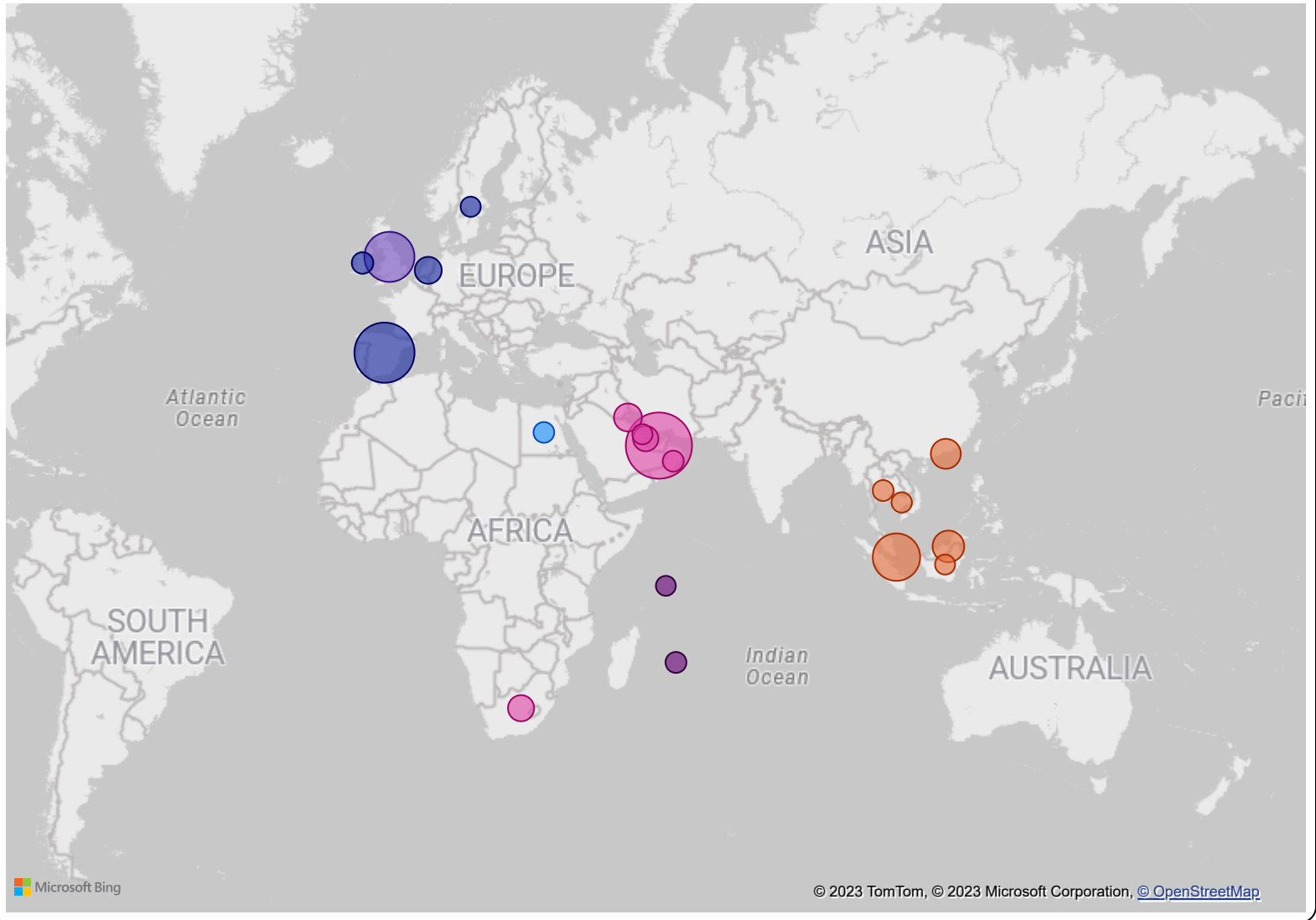
Region	23/24 Air	23/24 Sea	23/24 Total	22/23 Air	22/23 Sea	22/23 Total	Diff%
Africa	0.27	0.00	0.27	0.00	0.00	0.00	100.0%
Europe	1.08	48.83	49.91	18.57	65.29	83.86	-40.5%
Far East & Asia	13.95	0.00	13.95	17.40	10.21	27.61	-49.5%
Indian Ocean Islands	0.36	0.00	0.36	0.00	0.00	0.00	100.0%
Middle East	19.25	29.49	48.74	10.12	0.00	10.12	381.6%
Other							
Russian Federation							
United Kingdom	1.92	70.89	72.81	2.87	36.16	39.03	86.5%
USA & Canada							
Total	36.83	149.21	186.04	48.96	111.66	160.62	15.8%

Comparison Year To Date (22/23 vs 23/24)

Region	23/24 Air	23/24 Sea	23/24 Total	22/23 Air	22/23 Sea	22/23 Total	Diff%
Africa	3.17	0.00	3.17	0.00	0.00	0.00	100.0%
Europe	31.18	157.64	188.82	18.57	250.64	269.21	-29.9%
Far East & Asia	147.63	47.58	195.21	100.88	50.39	151.27	29.0%
Indian Ocean Islands	4.01	0.00	4.01	1.36	0.00	1.36	194.9%
Middle East	150.40	108.32	258.72	102.00	36.47	138.47	86.8%
Other							
Russian Federation							
United Kingdom	1.92	113.71	115.63	2.87	57.92	60.79	90.2%
USA & Canada							
Total	338.31	427.25	765.56	225.68	395.42	621.10	23.3%

Exports per Country

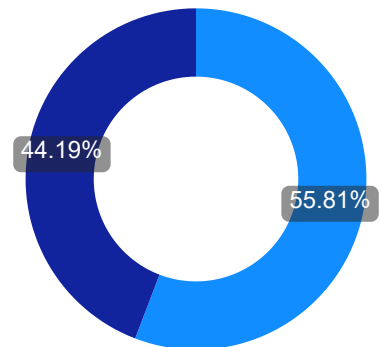
Region ● Africa ● Europe ● Far East & Asia ● Indian Ocean Islands ● Middle East ● United Kingdom



YTD Export Growth % (22/23 vs 23/24)

Region	23/24	22/23	Diff%
Africa	3.17	0.00	100.0%
Europe	188.82	269.21	-29.9%
Far East & Asia	195.21	151.27	29.0%
Indian Ocean Islands	4.01	1.36	194.9%
Middle East	258.72	138.47	86.8%
Other			
Russian Federation			
United Kingdom	115.63	60.79	90.2%
USA & Canada			
Total	765.56	621.10	23.3%

Transport Type



Transport ● Sea ● Air

Exports per Region and Country

Region	Country	23/24	22/23	Diff	Diff%
Africa	Egypt	3.17	0.00	3.17	100.0%
	Total	3.17	0.00	3.17	100.0%
Europe	France	0.00	2.25	-2.25	-100.0%
	Ireland	6.55	0.00	6.55	100.0%
	Netherlands	27.10	176.98	-149.88	-84.7%
	Spain	154.09	89.98	64.11	71.2%
	Sweden	1.08	0.00	1.08	100.0%
	Total	188.82	269.21	-80.39	-29.9%
Far East & Asia	Cambodia	1.80	0.00	1.80	100.0%
	Hong Kong	38.40	62.24	-23.84	-38.3%
	Indonesia	0.63	0.00	0.63	100.0%
	Malaysia	44.99	35.00	9.99	28.5%
	Singapore	105.42	48.02	57.40	119.5%
	Thailand	3.97	6.01	-2.04	-33.9%
	Total	195.21	151.27	43.94	29.0%
Indian Ocean Islands	Mauritius	3.99	1.36	2.63	193.4%
	Seychelles	0.02	0.00	0.02	100.0%
	Total	4.01	1.36	2.65	194.9%
Middle East	Bahrain	1.36	0.00	1.36	100.0%
	Kuwait	30.88	36.93	-6.05	-16.4%
	Oman	4.18	0.00	4.18	100.0%
	Qatar	20.94	21.13	-0.19	-0.9%
	Saudi Arabia	23.92	11.97	11.95	99.8%
	United Arab Emirates	177.44	68.44	109.00	159.3%
	Total	258.72	138.47	120.25	86.8%
United Kingdom	United Kingdom	115.63	60.79	54.84	90.2%
	Total	115.63	60.79	54.84	90.2%
Total		765.56	621.10	144.46	23.3%

Indemnity: Agri-hub shall take all reasonable precautions to ensure that any information and data provided by Agri-hub from its information sources are correct. Neither Agri-hub nor any of its directors, employees or information sources take any responsibility for action or losses that might occur as a result of the usage of this information.