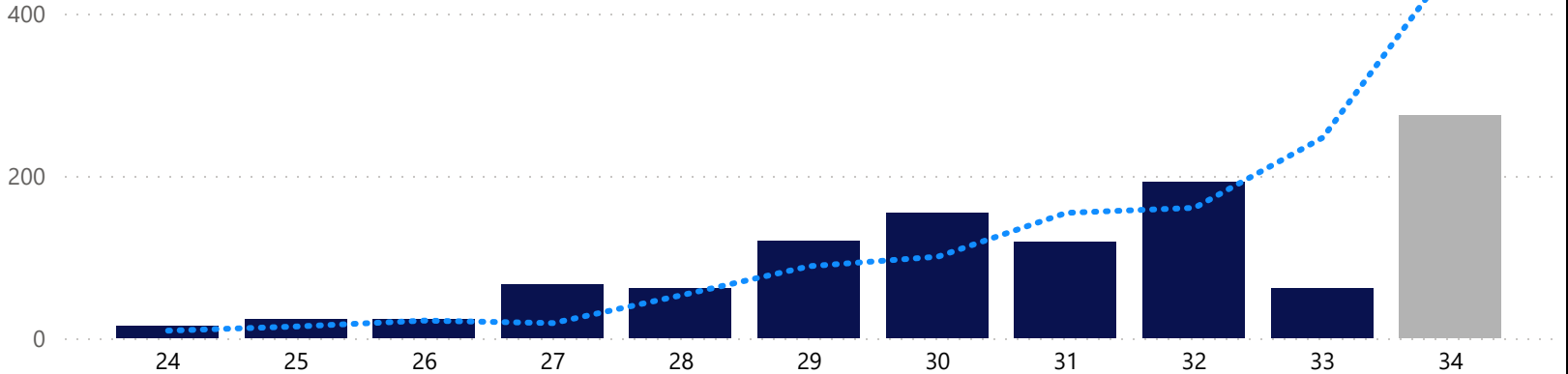


22/23 vs 23/24 per Week

● Confirmed ● Unconfirmed ● 22/23



Comparison Report Week (22/23 vs 23/24)

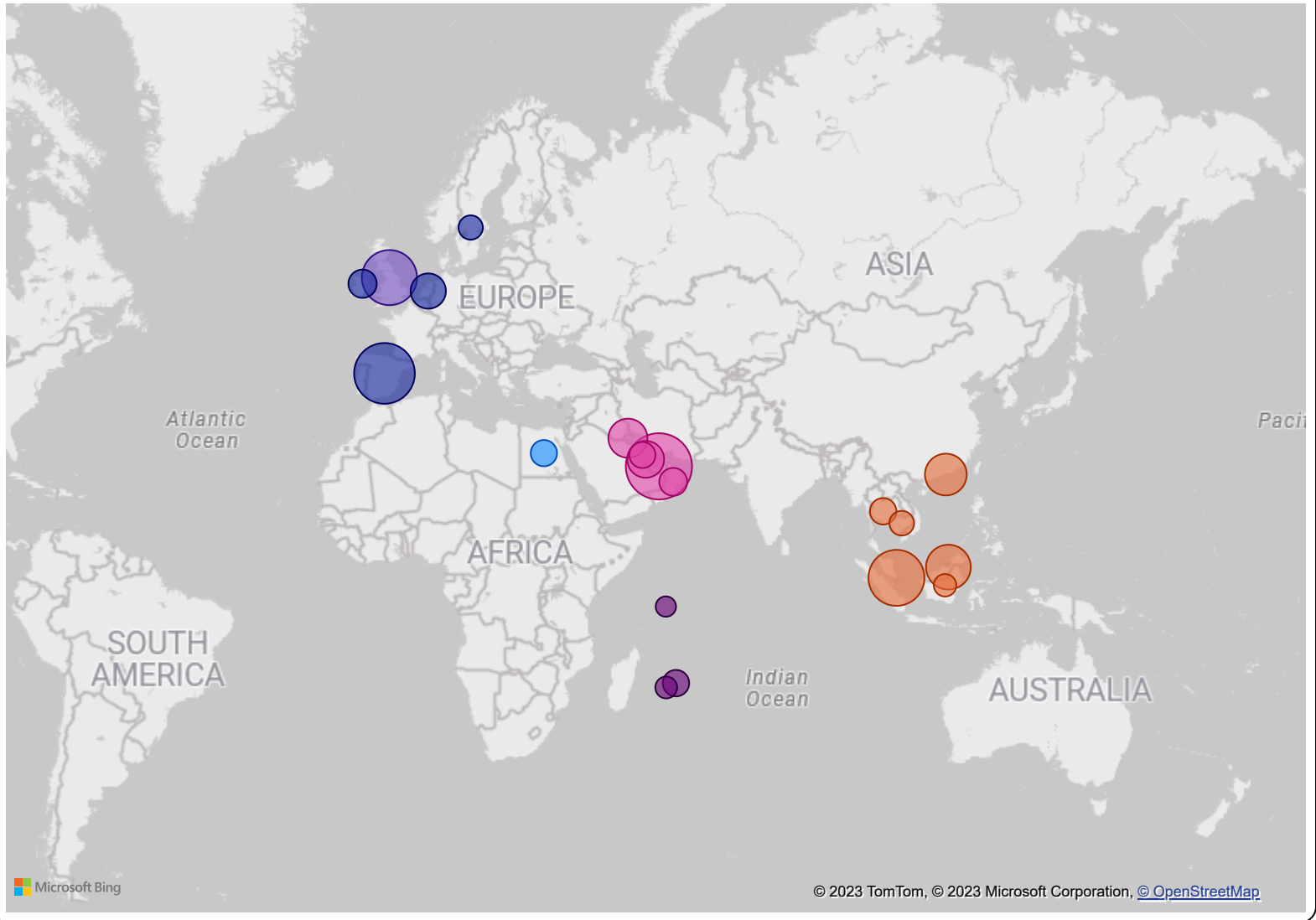
Region	23/24 Air	23/24 Sea	23/24 Total	22/23 Air	22/23 Sea	22/23 Total	Diff%
Africa	0.61	0.00	0.61	0.00	0.00	0.00	100.0%
Europe	0.72	0.00	0.72	0.00	111.75	111.75	-99.4%
Far East & Asia	24.02	0.00	24.02	36.10	3.63	39.73	-39.5%
Indian Ocean Islands	0.36	0.00	0.36	0.34	0.00	0.34	5.9%
Middle East	33.02	0.00	33.02	18.42	8.99	27.41	20.5%
Other							
Russian Federation							
United Kingdom	2.40	0.00	2.40	7.42	60.55	67.97	-96.5%
USA & Canada							
Total	61.13	0.00	61.13	62.28	184.92	247.20	-75.3%

Comparison Year To Date (22/23 vs 23/24)

Region	23/24 Air	23/24 Sea	23/24 Total	22/23 Air	22/23 Sea	22/23 Total	Diff%
Africa	3.78	0.00	3.78	0.00	0.00	0.00	100.0%
Europe	31.90	152.33	184.23	18.57	362.39	380.96	-51.6%
Far East & Asia	180.97	47.58	228.55	136.98	54.02	191.00	19.7%
Indian Ocean Islands	4.37	0.00	4.37	1.70	0.00	1.70	157.1%
Middle East	189.95	108.32	298.27	120.42	45.46	165.88	79.8%
Other							
Russian Federation							
United Kingdom	4.32	110.54	114.86	10.29	118.47	128.76	-10.8%
USA & Canada							
Total	415.29	418.77	834.06	287.96	580.34	868.30	-3.9%

Exports per Country

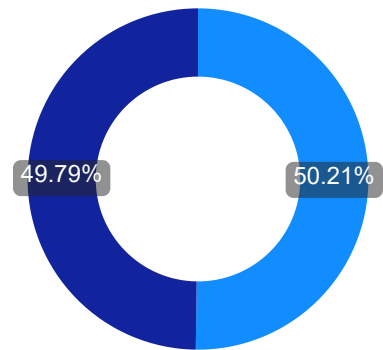
Region ● Africa ● Europe ● Far East & Asia ● Indian Ocean Islands ● Middle East ● United Kingdom



YTD Export Growth % (22/23 vs 23/24)

Region	23/24	22/23	Diff%
⊕ Africa	3.78	0.00	100.0%
⊕ Europe	184.23	380.96	-51.6%
⊕ Far East & Asia	228.55	191.00	19.7%
⊕ Indian Ocean Islands	4.37	1.70	157.1%
⊕ Middle East	298.27	165.88	79.8%
⊕ Other			
⊕ Russian Federation			
⊕ United Kingdom	114.86	128.76	-10.8%
⊕ USA & Canada			
Total	834.06	868.30	-3.9%

Transport Type



Transport ● Sea ● Air

Exports per Region and Country

Region	Country	23/24	22/23	Diff	Diff%
Africa	Egypt	3.78	0.00	3.78	100.0%
	Total	3.78	0.00	3.78	100.0%
Europe	France	0.00	2.25	-2.25	-100.0%
	Ireland	6.55	0.00	6.55	100.0%
	Netherlands	21.79	278.23	-256.44	-92.2%
	Spain	154.09	100.48	53.61	53.4%
	Sweden	1.80	0.00	1.80	100.0%
	Total	184.23	380.96	-196.73	-51.6%
Far East & Asia	Cambodia	2.09	0.00	2.09	100.0%
	Hong Kong	44.19	77.49	-33.30	-43.0%
	Indonesia	0.63	0.00	0.63	100.0%
	Malaysia	57.32	45.18	12.14	26.9%
	Singapore	120.35	61.74	58.61	94.9%
	Thailand	3.97	6.59	-2.62	-39.8%
	Total	228.55	191.00	37.55	19.7%
Indian Ocean Islands	Mauritius	3.99	1.70	2.29	134.7%
	Reunion	0.36	0.00	0.36	100.0%
	Seychelles	0.02	0.00	0.02	100.0%
	Total	4.37	1.70	2.67	157.1%
Middle East	Bahrain	3.52	0.00	3.52	100.0%
	Kuwait	33.93	44.36	-10.43	-23.5%
	Oman	5.94	0.00	5.94	100.0%
	Qatar	26.48	23.19	3.29	14.2%
	Saudi Arabia	29.82	14.03	15.79	112.5%
	United Arab Emirates	198.58	84.30	114.28	135.6%
	Total	298.27	165.88	132.39	79.8%
United Kingdom	United Kingdom	114.86	128.76	-13.90	-10.8%
	Total	114.86	128.76	-13.90	-10.8%
Total		834.06	868.30	-34.24	-3.9%

Indemnity: Agri-hub shall take all reasonable precautions to ensure that any information and data provided by Agri-hub from its information sources are correct. Neither Agri-hub nor any of its directors, employees or information sources take any responsibility for action or losses that might occur as a result of the usage of this information.