



Blueberries Exports from South Africa

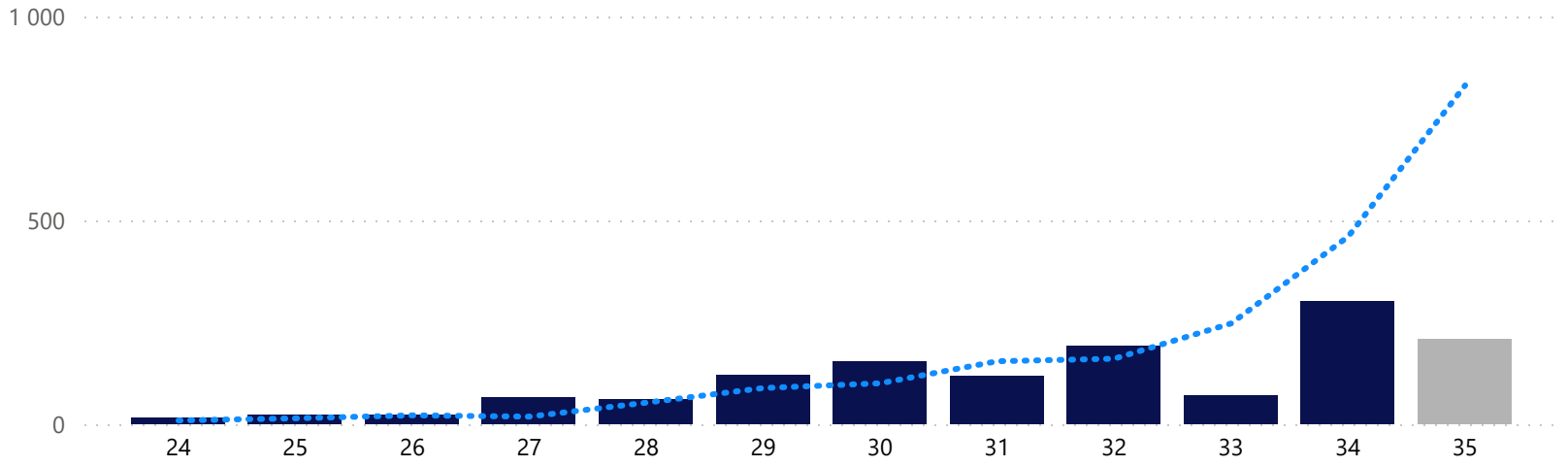
Season 2023/2024 - Week 34

(Report in Tonnage)



22/23 vs 23/24 per Week

● Confirmed ● Unconfirmed ● 22/23



Comparison Report Week (22/23 vs 23/24)

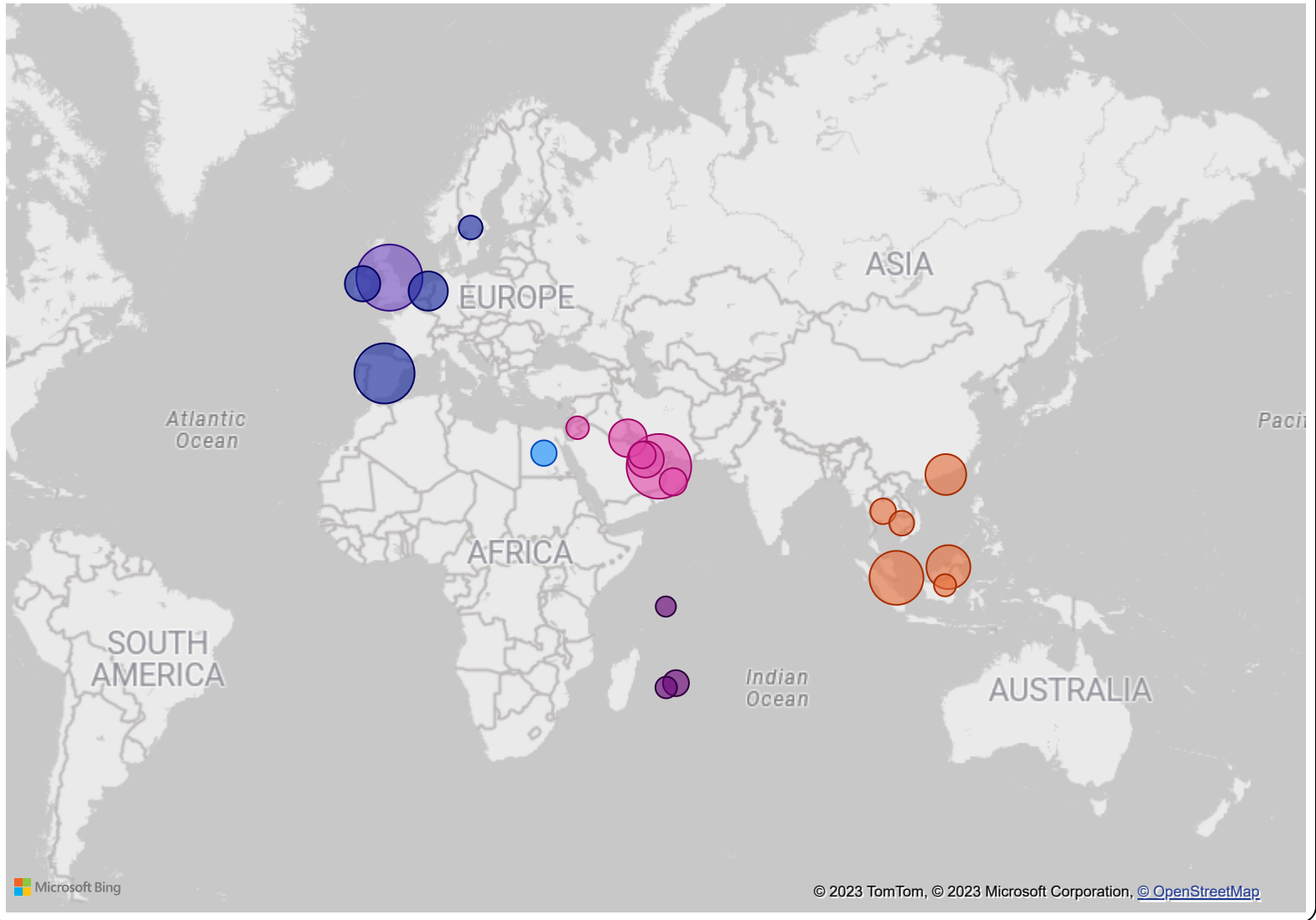
Region	23/24 Air	23/24 Sea	23/24 Total	22/23 Air	22/23 Sea	22/23 Total	Diff%
USA & Canada							
United Kingdom	4.96	130.56	135.52	5.46	183.45	188.91	-28.3%
Russian Federation							
Other							
Middle East	37.97	20.29	58.26	15.60	51.26	66.86	-12.9%
Indian Ocean Islands	0.36	0.00	0.36	0.68	0.00	0.68	-47.1%
Far East & Asia	24.26	5.63	29.89	21.54	28.77	50.31	-40.6%
Europe	34.87	43.51	78.38	14.38	139.02	153.40	-48.9%
Africa							
Total	102.42	199.99	302.41	57.66	402.50	460.16	-34.3%

Comparison Year To Date (22/23 vs 23/24)

Region	23/24 Air	23/24 Sea	23/24 Total	22/23 Air	22/23 Sea	22/23 Total	Diff%
Africa	3.78	0.00	3.78	0.00	0.00	0.00	100.0%
Europe	66.77	195.84	262.61	32.95	501.41	534.36	-50.9%
Far East & Asia	208.17	53.21	261.38	158.52	82.79	241.31	8.3%
Indian Ocean Islands	4.73	0.00	4.73	2.38	0.00	2.38	98.7%
Middle East	234.82	128.61	363.43	136.02	96.72	232.74	56.2%
Other							
Russian Federation							
United Kingdom	9.28	241.10	250.38	15.75	301.92	317.67	-21.2%
USA & Canada							
Total	527.55	618.76	1 146.31	345.62	982.84	1 328.46	-13.7%

Exports per Country

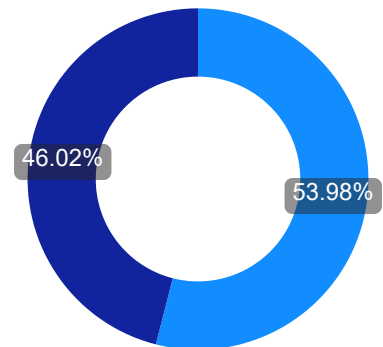
Region ● Africa ● Europe ● Far East & Asia ● Indian Ocean Islands ● Middle East ● United Kingdom



YTD Export Growth % (22/23 vs 23/24)

Region	23/24	22/23	Diff%
⊕ Africa	3.78	0.00	100.0%
⊕ Europe	262.61	534.36	-50.9%
⊕ Far East & Asia	261.38	241.31	8.3%
⊕ Indian Ocean Islands	4.73	2.38	98.7%
⊕ Middle East	363.43	232.74	56.2%
⊕ Other			
⊕ Russian Federation			
⊕ United Kingdom	250.38	317.67	-21.2%
⊕ USA & Canada			
Total	1 146.31	1 328.46	-13.7%

Transport Type



Transport ● Sea ● Air

Exports per Region and Country

Region	Country	23/24	22/23	Diff	Diff%
Africa	Egypt	3.78	0.00	3.78	100.0%
	Total	3.78	0.00	3.78	100.0%
Europe	France	0.00	11.97	-11.97	-100.0%
	Ireland	27.98	0.00	27.98	100.0%
	Netherlands	43.54	409.71	-366.17	-89.4%
	Spain	189.29	112.68	76.61	68.0%
	Sweden	1.80	0.00	1.80	100.0%
	Total	262.61	534.36	-271.75	-50.9%
Far East & Asia	Cambodia	2.81	0.00	2.81	100.0%
	Hong Kong	51.21	80.94	-29.73	-36.7%
	Indonesia	0.63	0.00	0.63	100.0%
	Malaysia	67.51	62.24	5.27	8.5%
	Singapore	135.25	90.96	44.29	48.7%
	Thailand	3.97	7.17	-3.20	-44.6%
	Total	261.38	241.31	20.07	8.3%
Indian Ocean Islands	Mauritius	4.35	2.38	1.97	82.8%
	Reunion	0.36	0.00	0.36	100.0%
	Seychelles	0.02	0.00	0.02	100.0%
	Total	4.73	2.38	2.35	98.7%
Middle East	Bahrain	5.57	0.00	5.57	100.0%
	Jordan	0.97	0.00	0.97	100.0%
	Kuwait	37.49	47.45	-9.96	-21.0%
	Oman	6.62	0.00	6.62	100.0%
	Qatar	31.64	26.79	4.85	18.1%
	Saudi Arabia	47.17	25.91	21.26	82.1%
	United Arab Emirates	233.97	132.59	101.38	76.5%
	Total	363.43	232.74	130.69	56.2%
United Kingdom	United Kingdom	250.38	317.67	-67.29	-21.2%
	Total	250.38	317.67	-67.29	-21.2%
Total		1 146.31	1 328.46	-182.15	-13.7%

Indemnity: Agri-hub shall take all reasonable precautions to ensure that any information and data provided by Agri-hub from its information sources are correct. Neither Agri-hub nor any of its directors, employees or information sources take any responsibility for action or losses that might occur as a result of the usage of this information.