



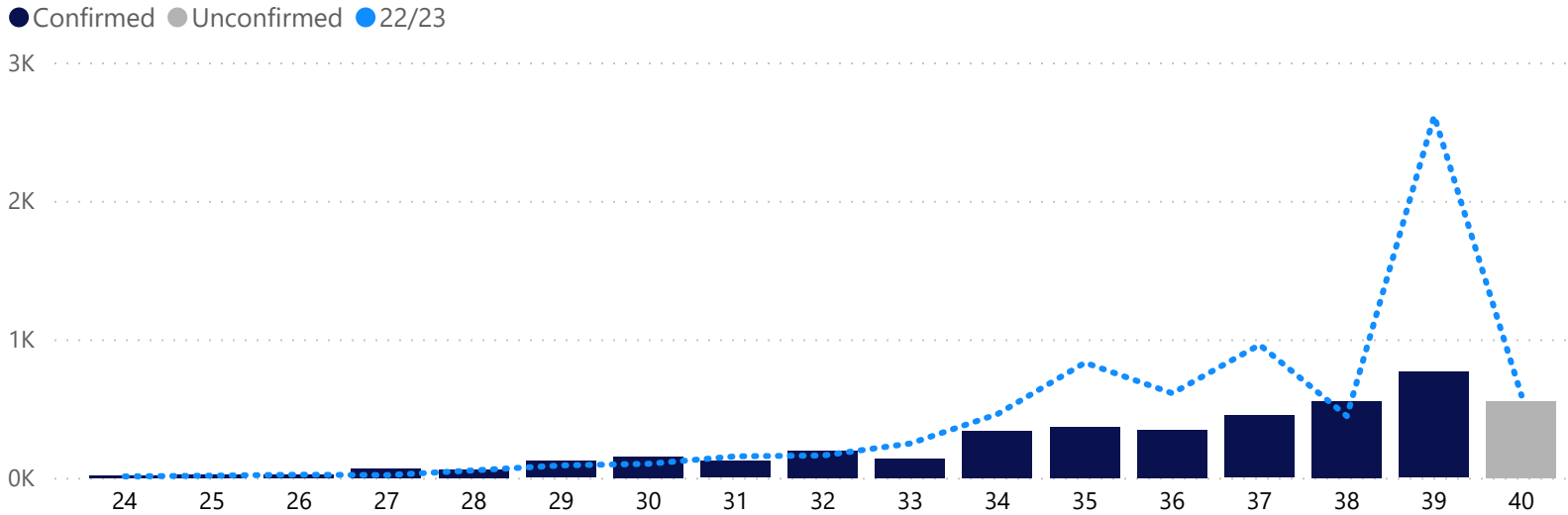
# Blueberries Exports from South Africa

Season 2023/2024 - Week 39

(Report in Tonnage)



## 22/23 vs 23/24 per Week



## Comparison Report Week (22/23 vs 23/24)

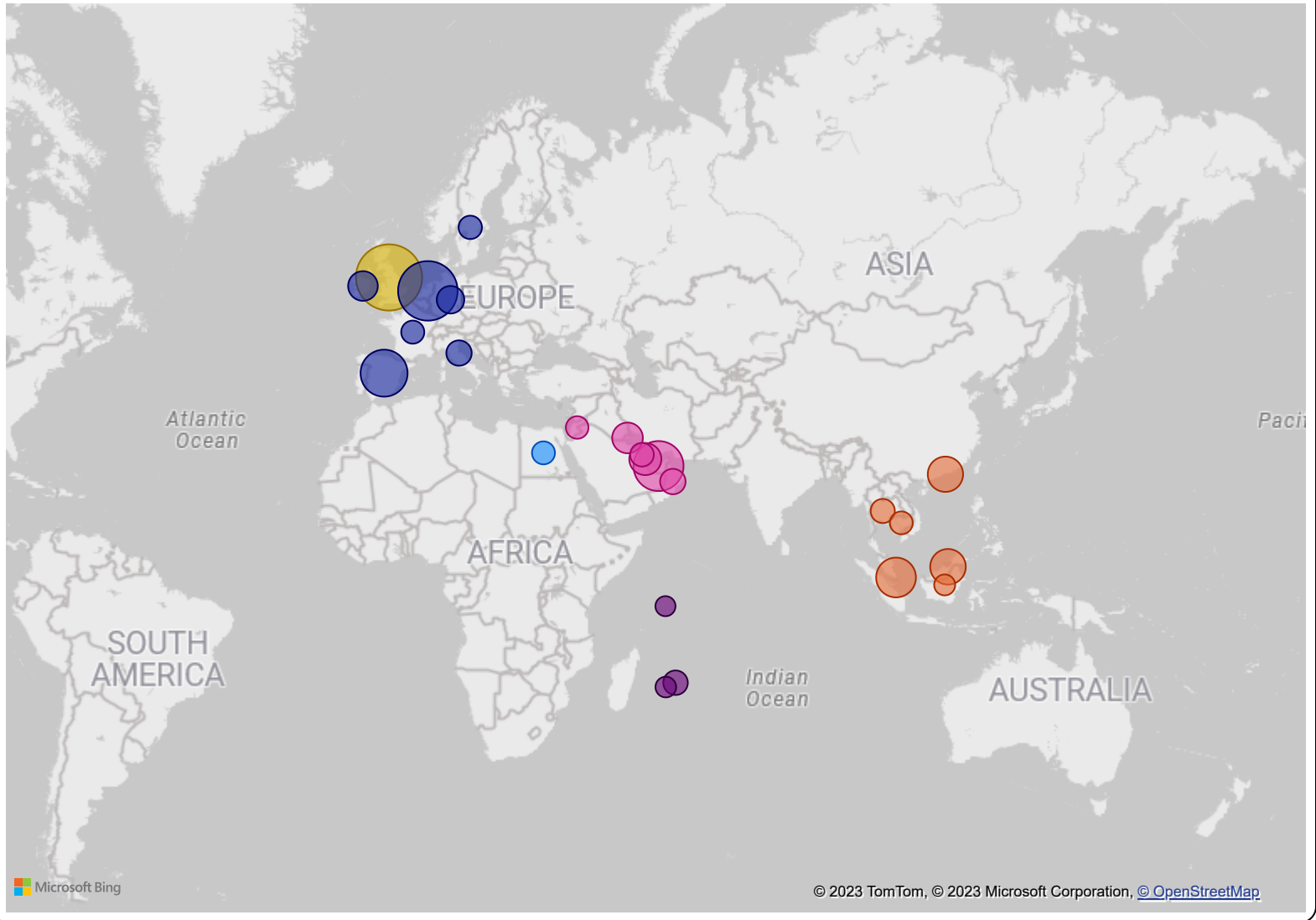
Region	23/24 Air	23/24 Sea	23/24 Total	22/23 Air	22/23 Sea	22/23 Total	Diff%
USA & Canada							
United Kingdom	128.10	114.92	243.02	128.25	760.42	888.67	-72.7%
Russian Federation	0.00	0.00	0.00	0.97	0.00	0.97	-100.0%
Other							
Middle East	71.28	20.80	92.08	36.65	83.69	120.34	-23.5%
Indian Ocean Islands	1.92	0.00	1.92	0.00	0.00	0.00	100.0%
Far East & Asia	47.43	0.00	47.43	32.54	12.18	44.72	6.1%
Europe	119.73	259.27	379.00	58.68	1 499.81	1 558.49	-75.7%
Africa	0.54	0.00	0.54	0.00	0.00	0.00	100.0%
<b>Total</b>	<b>369.00</b>	<b>394.99</b>	<b>763.99</b>	<b>257.09</b>	<b>2 356.10</b>	<b>2 613.19</b>	<b>-70.8%</b>

## Comparison Year To Date (22/23 vs 23/24)

Region	23/24 Air	23/24 Sea	23/24 Total	22/23 Air	22/23 Sea	22/23 Total	Diff%
Africa	5.13	0.00	5.13	0.00	0.00	0.00	100.0%
Europe	411.16	923.46	1 334.62	245.69	3 027.30	3 272.99	-59.2%
Far East & Asia	397.89	84.25	482.14	327.24	129.90	457.14	5.5%
Indian Ocean Islands	11.82	0.00	11.82	6.59	0.00	6.59	79.4%
Middle East	497.33	262.78	760.11	328.74	272.48	601.22	26.4%
Other							
Russian Federation	0.00	0.00	0.00	0.97	0.00	0.97	-100.0%
United Kingdom	340.68	799.66	1 140.34	481.30	1 967.23	2 448.53	-53.4%
USA & Canada							
<b>Total</b>	<b>1 664.01</b>	<b>2 070.15</b>	<b>3 734.16</b>	<b>1 390.53</b>	<b>5 396.91</b>	<b>6 787.44</b>	<b>-45.0%</b>

## Exports per Country

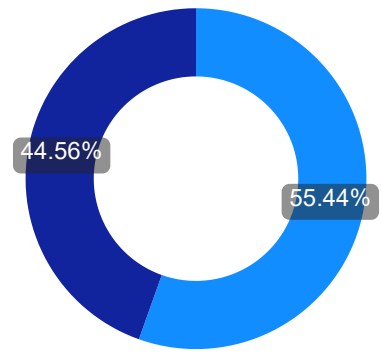
Region ● Africa ● Europe ● Far East & Asia ● Indian Ocean Islands ● Middle East ● Russian Federation ● United Kingdom



### YTD Export Growth % (22/23 vs 23/24)

Region	23/24	22/23	Diff%
Africa	5.13	0.00	100.0%
Europe	1 334.62	3 272.99	-59.2%
Far East & Asia	482.14	457.14	5.5%
Indian Ocean Islands	11.82	6.59	79.4%
Middle East	760.11	601.22	26.4%
Other			
Russian Federation	0.00	0.97	-100.0%
United Kingdom	1 140.34	2 448.53	-53.4%
USA & Canada			
<b>Total</b>	<b>3 734.16</b>	<b>6 787.44</b>	<b>-45.0%</b>

### Transport Type



Transport ● Sea ● Air

## Exports per Region and Country

Region	Country	23/24	22/23	Diff	Diff%
Africa	Egypt	5.13	0.00	5.13	100.0%
	<b>Total</b>	<b>5.13</b>	<b>0.00</b>	<b>5.13</b>	<b>100.0%</b>
Europe	France	5.48	80.80	-75.32	-93.2%
	Germany	31.20	20.16	11.04	54.8%
	Ireland	50.77	0.00	50.77	100.0%
	Italy	15.84	0.00	15.84	100.0%
	Netherlands	834.30	2 785.19	-1 950.89	-70.0%
	Portugal	0.00	130.56	-130.56	-100.0%
	Spain	390.55	256.28	134.27	52.4%
	Sweden	6.48	0.00	6.48	100.0%
	<b>Total</b>	<b>1 334.62</b>	<b>3 272.99</b>	<b>-1 938.37</b>	<b>-59.2%</b>
	Far East & Asia	Cambodia	4.70	0.00	4.70
Hong Kong		126.39	145.10	-18.71	-12.9%
Indonesia		0.63	0.00	0.63	100.0%
Malaysia		130.56	146.10	-15.54	-10.6%
Singapore		210.16	154.80	55.36	35.8%
Thailand		9.70	11.14	-1.44	-12.9%
<b>Total</b>		<b>482.14</b>	<b>457.14</b>	<b>25.00</b>	<b>5.5%</b>
Indian Ocean Islands	Mauritius	11.44	6.25	5.19	83.0%
	Reunion	0.36	0.34	0.02	5.9%
	Seychelles	0.02	0.00	0.02	100.0%
	<b>Total</b>	<b>11.82</b>	<b>6.59</b>	<b>5.23</b>	<b>79.4%</b>
Middle East	Bahrain	7.55	6.20	1.35	21.8%
	Jordan	3.88	0.00	3.88	100.0%
	Kuwait	62.09	78.54	-16.45	-20.9%
	Oman	16.71	2.63	14.08	535.4%
	Qatar	79.27	85.66	-6.39	-7.5%
	Saudi Arabia	109.01	90.67	18.34	20.2%
	United Arab Emirates	481.60	337.52	144.08	42.7%
	<b>Total</b>	<b>760.11</b>	<b>601.22</b>	<b>158.89</b>	<b>26.4%</b>
Russian Federation	Russian Federation	0.00	0.97	-0.97	-100.0%
	<b>Total</b>	<b>0.00</b>	<b>0.97</b>	<b>-0.97</b>	<b>-100.0%</b>
United Kingdom	United Kingdom	1 140.34	2 448.53	-1 308.19	-53.4%
	<b>Total</b>	<b>1 140.34</b>	<b>2 448.53</b>	<b>-1 308.19</b>	<b>-53.4%</b>
<b>Total</b>		<b>3 734.16</b>	<b>6 787.44</b>	<b>-3 053.28</b>	<b>-45.0%</b>

**Indemnity:** Agri-hub shall take all reasonable precautions to ensure that any information and data provided by Agri-hub from its information sources are correct. Neither Agri-hub nor any of its directors, employees or information sources take any responsibility for action or losses that might occur as a result of the usage of this information.