



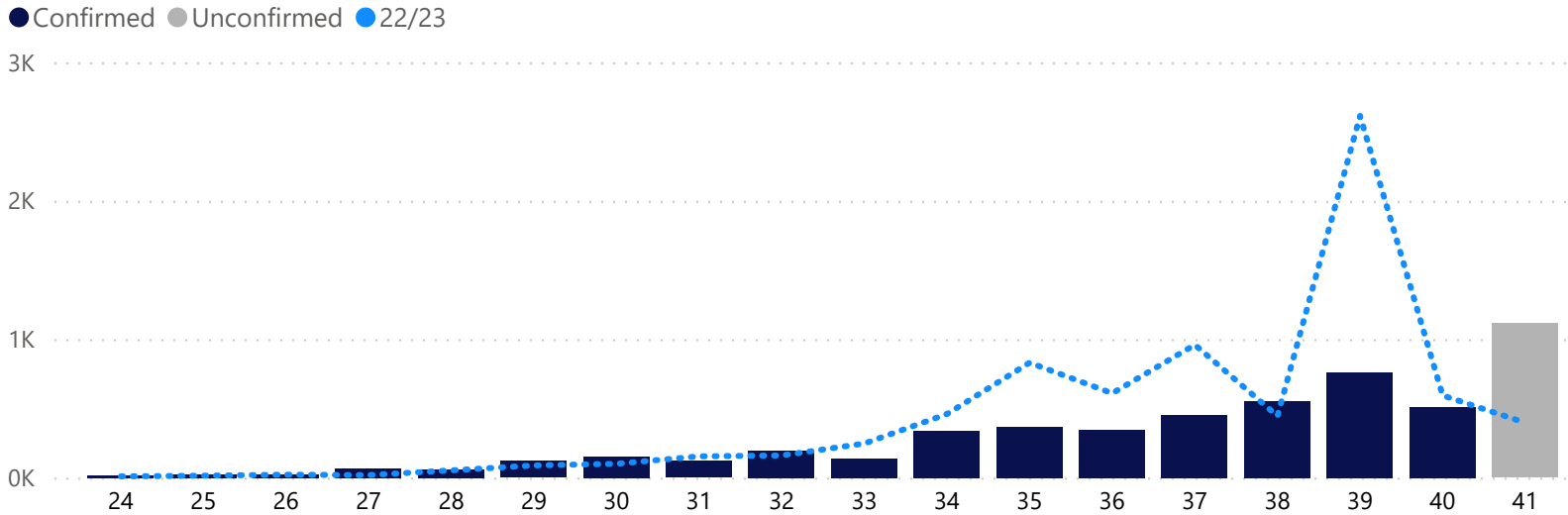
# Blueberries Exports from South Africa

Season 2023/2024 - Week 40

(Report in Tonnage)



## 22/23 vs 23/24 per Week



## Comparison Report Week (22/23 vs 23/24)

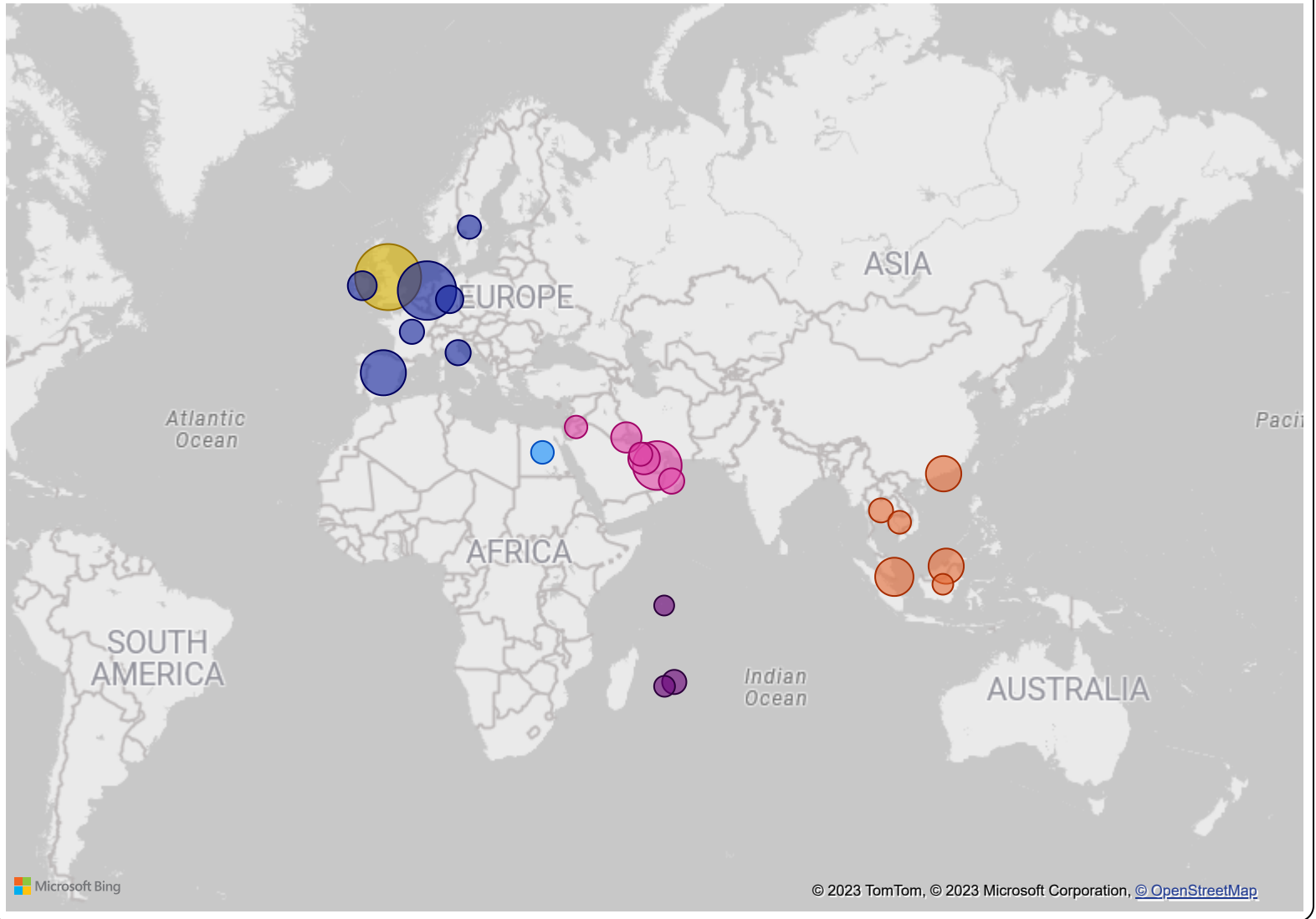
Region	23/24 Air	23/24 Sea	23/24 Total	22/23 Air	22/23 Sea	22/23 Total	Diff%
USA & Canada							
United Kingdom	172.57	43.52	216.09	98.87	28.80	127.67	69.3%
Russian Federation							
Other							
Middle East	87.59	0.00	87.59	35.94	19.57	55.51	57.8%
Indian Ocean Islands	1.26	0.00	1.26	0.00	0.56	0.56	125.0%
Far East & Asia	33.77	21.24	55.01	48.81	11.25	60.06	-8.4%
Europe	104.73	43.52	148.25	47.60	302.45	350.05	-57.6%
Africa	0.27	0.00	0.27	0.00	0.00	0.00	100.0%
<b>Total</b>	<b>400.19</b>	<b>108.28</b>	<b>508.47</b>	<b>231.22</b>	<b>362.63</b>	<b>593.85</b>	<b>-14.4%</b>

## Comparison Year To Date (22/23 vs 23/24)

Region	23/24 Air	23/24 Sea	23/24 Total	22/23 Air	22/23 Sea	22/23 Total	Diff%
Africa	5.40	0.00	5.40	0.00	0.00	0.00	100.0%
Europe	517.74	966.98	1 484.72	293.29	3 329.75	3 623.04	-59.0%
Far East & Asia	433.57	105.49	539.06	376.05	141.15	517.20	4.2%
Indian Ocean Islands	13.08	0.00	13.08	6.59	0.56	7.15	82.9%
Middle East	581.60	262.78	844.38	364.68	292.05	656.73	28.6%
Other							
Russian Federation	0.00	0.00	0.00	0.97	0.00	0.97	-100.0%
United Kingdom	513.25	843.18	1 356.43	580.17	1 996.03	2 576.20	-47.3%
USA & Canada							
<b>Total</b>	<b>2 064.64</b>	<b>2 178.43</b>	<b>4 243.07</b>	<b>1 621.75</b>	<b>5 759.54</b>	<b>7 381.29</b>	<b>-42.5%</b>

## Exports per Country

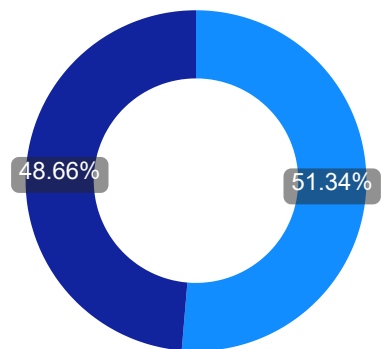
Region ● Africa ● Europe ● Far East & Asia ● Indian Ocean Islands ● Middle East ● Russian Federation ● United Kingdom



### YTD Export Growth % (22/23 vs 23/24)

Region	23/24	22/23	Diff%
Africa	5.40	0.00	100.0%
Europe	1 484.72	3 623.04	-59.0%
Far East & Asia	539.06	517.20	4.2%
Indian Ocean Islands	13.08	7.15	82.9%
Middle East	844.38	656.73	28.6%
Other			
Russian Federation	0.00	0.97	-100.0%
United Kingdom	1 356.43	2 576.20	-47.3%
USA & Canada			
<b>Total</b>	<b>4 243.07</b>	<b>7 381.29</b>	<b>-42.5%</b>

### Transport Type



Transport ● Sea ● Air

## Exports per Region and Country

Region	Country	23/24	22/23	Diff	Diff%
Africa	Egypt	5.40	0.00	5.40	100.0%
	<b>Total</b>	<b>5.40</b>	<b>0.00</b>	<b>5.40</b>	<b>100.0%</b>
Europe	France	12.93	107.18	-94.25	-87.9%
	Germany	36.93	38.65	-1.72	-4.5%
	Ireland	52.39	0.00	52.39	100.0%
	Italy	18.60	0.00	18.60	100.0%
	Netherlands	948.56	3 074.91	-2 126.35	-69.2%
	Portugal	0.00	130.56	-130.56	-100.0%
	Spain	407.75	271.74	136.01	50.1%
	Sweden	7.56	0.00	7.56	100.0%
	<b>Total</b>	<b>1 484.72</b>	<b>3 623.04</b>	<b>-2 138.32</b>	<b>-59.0%</b>
Far East & Asia	Cambodia	5.86	0.00	5.86	100.0%
	Hong Kong	153.87	174.14	-20.27	-11.6%
	Indonesia	0.63	0.00	0.63	100.0%
	Malaysia	150.77	149.57	1.20	0.8%
	Singapore	216.21	181.09	35.12	19.4%
	Thailand	11.72	12.40	-0.68	-5.5%
	<b>Total</b>	<b>539.06</b>	<b>517.20</b>	<b>21.86</b>	<b>4.2%</b>
Indian Ocean Islands	Mauritius	12.34	6.25	6.09	97.4%
	Reunion	0.72	0.90	-0.18	-20.0%
	Seychelles	0.02	0.00	0.02	100.0%
	<b>Total</b>	<b>13.08</b>	<b>7.15</b>	<b>5.93</b>	<b>82.9%</b>
Middle East	Bahrain	7.55	19.34	-11.79	-61.0%
	Jordan	4.85	0.00	4.85	100.0%
	Kuwait	70.87	86.82	-15.95	-18.4%
	Oman	20.18	3.60	16.58	460.6%
	Qatar	88.37	89.67	-1.30	-1.4%
	Saudi Arabia	121.66	108.41	13.25	12.2%
	United Arab Emirates	530.90	348.89	182.01	52.2%
	<b>Total</b>	<b>844.38</b>	<b>656.73</b>	<b>187.65</b>	<b>28.6%</b>
Russian Federation	Russian Federation	0.00	0.97	-0.97	-100.0%
	<b>Total</b>	<b>0.00</b>	<b>0.97</b>	<b>-0.97</b>	<b>-100.0%</b>
United Kingdom	United Kingdom	1 356.43	2 576.20	-1 219.77	-47.3%
	<b>Total</b>	<b>1 356.43</b>	<b>2 576.20</b>	<b>-1 219.77</b>	<b>-47.3%</b>
<b>Total</b>		<b>4 243.07</b>	<b>7 381.29</b>	<b>-3 138.22</b>	<b>-42.5%</b>

**Indemnity:** Agri-hub shall take all reasonable precautions to ensure that any information and data provided by Agri-hub from its information sources are correct. Neither Agri-hub nor any of its directors, employees or information sources take any responsibility for action or losses that might occur as a result of the usage of this information.