



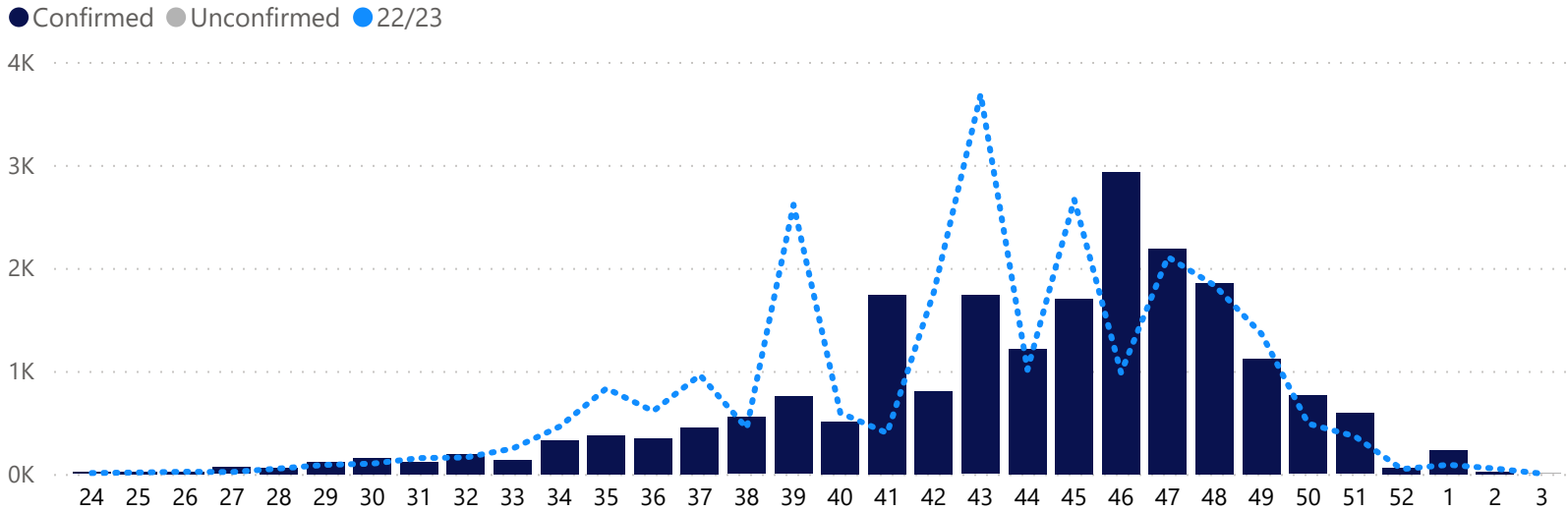
# Blueberries Exports from South Africa

Season 2023/2024 - Week 2

(Report in Tonnage)



## 22/23 vs 23/24 per Week



## Comparison Report Week (22/23 vs 23/24)

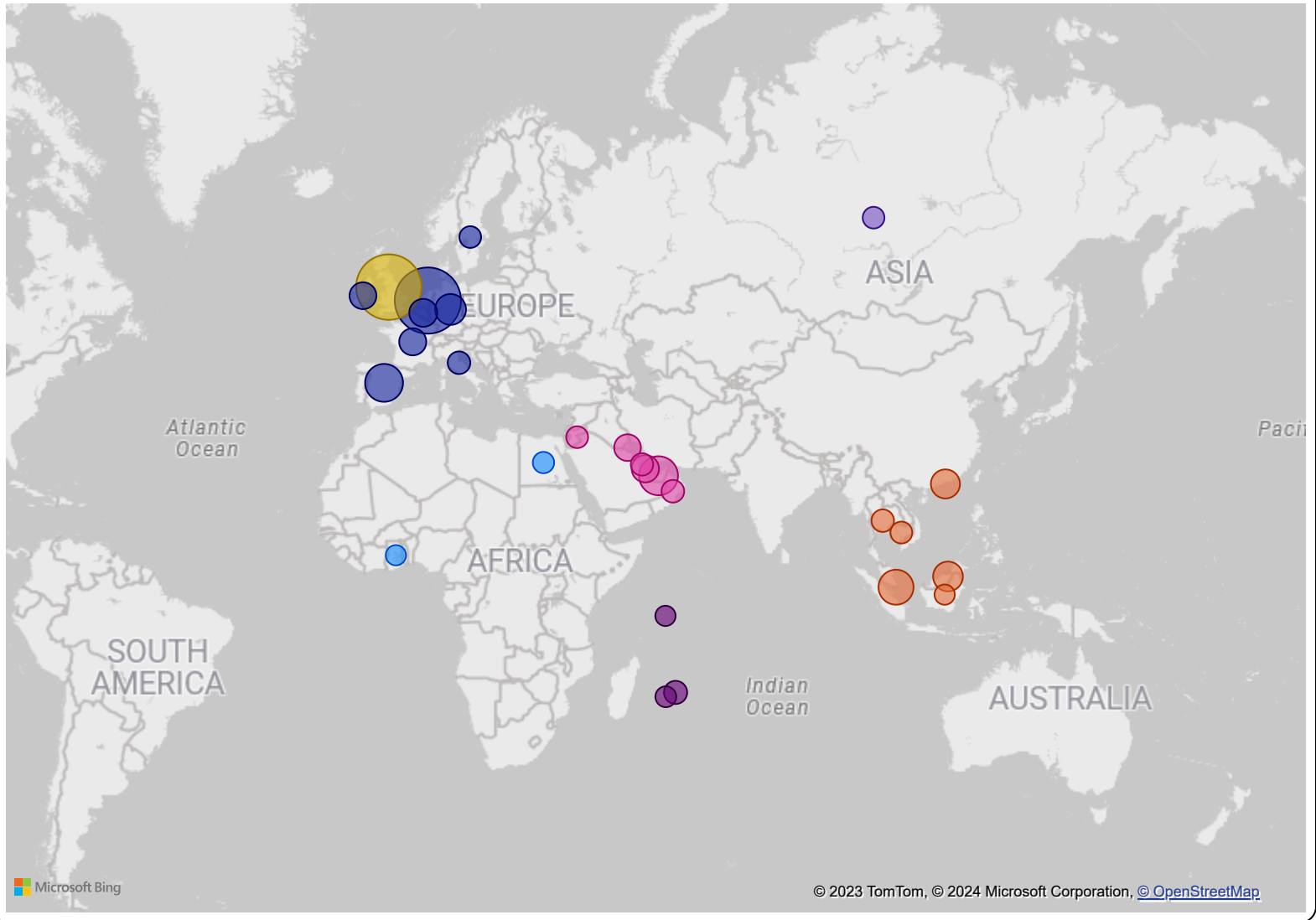
Region	23/24 Air	23/24 Sea	23/24 Total	22/23 Air	22/23 Sea	22/23 Total	Diff%
USA & Canada							
United Kingdom	0.00	0.00	0.00	0.00	28.80	28.80	-100.0%
Russian Federation							
Other							
Middle East	0.00	0.00	0.00	9.21	0.00	9.21	-100.0%
Indian Ocean Islands							
Far East & Asia	3.24	18.00	21.24	0.00	0.00	0.00	100.0%
Europe	3.17	0.00	3.17	0.00	14.40	14.40	-78.0%
Africa							
<b>Total</b>	<b>6.41</b>	<b>18.00</b>	<b>24.41</b>	<b>9.21</b>	<b>43.20</b>	<b>52.41</b>	<b>-53.4%</b>

## Comparison Year To Date (22/23 vs 23/24)

Region	23/24 Air	23/24 Sea	23/24 Total	22/23 Air	22/23 Sea	22/23 Total	Diff%
Africa	7.97	0.49	8.46	0.27	0.00	0.27	3033.3%
Europe	3 882.49	6 097.99	9 980.48	751.41	14 168.55	14 919.96	-33.1%
Far East & Asia	1 037.51	479.65	1 517.16	900.87	369.49	1 270.36	19.4%
Indian Ocean Islands	40.11	3.89	44.00	16.08	3.46	19.54	125.2%
Middle East	1 089.13	1 043.27	2 132.40	850.30	521.78	1 372.08	55.4%
Other							
Russian Federation	12.39	0.00	12.39	0.97	0.00	0.97	1177.3%
United Kingdom	3 257.15	4 247.35	7 504.50	1 214.78	5 431.27	6 646.05	12.9%
USA & Canada							
<b>Total</b>	<b>9 326.75</b>	<b>11 872.64</b>	<b>21 199.39</b>	<b>3 734.68</b>	<b>20 494.55</b>	<b>24 229.23</b>	<b>-12.5%</b>

## Exports per Country

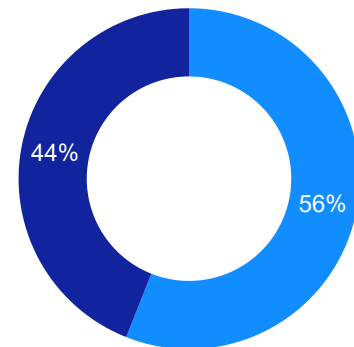
Region ● Africa ● Europe ● Far East & Asia ● Indian Ocean Islands ● Middle East ● Russian Federation ● United Kingdom



### YTD Export Growth % (22/23 vs 23/24)

Region	23/24	22/23	Diff%
Africa	8.46	0.27	3033.3%
Europe	9 980.48	14 919.96	-33.1%
Far East & Asia	1 517.16	1 270.36	19.4%
Indian Ocean Islands	44.00	19.54	125.2%
Middle East	2 132.40	1 372.08	55.4%
Other			
Russian Federation	12.39	0.97	1177.3%
United Kingdom	7 504.50	6 646.05	12.9%
USA & Canada			
<b>Total</b>	<b>21 199.39</b>	<b>24 229.23</b>	<b>-12.5%</b>

### Transport Type



Transport ● Sea ● Air

## Exports per Region and Country

Region	Country	23/24	22/23	Diff	Diff%
Africa	Egypt	7.97	0.27	7.70	2851.9%
	Ghana	0.49	0.00	0.49	100.0%
	<b>Total</b>	<b>8.46</b>	<b>0.27</b>	<b>8.19</b>	<b>3033.3%</b>
Europe	Belgium	234.57	0.00	234.57	100.0%
	France	187.84	226.10	-38.26	-16.9%
	Germany	437.02	141.42	295.60	209.0%
	Ireland	176.00	0.00	176.00	100.0%
	Italy	27.23	0.00	27.23	100.0%
	Netherlands	7 735.45	13 859.69	-6 124.24	-44.2%
	Portugal	0.00	130.56	-130.56	-100.0%
	Spain	1 170.32	555.86	614.46	110.5%
	Sweden	12.05	6.33	5.72	90.4%
	<b>Total</b>	<b>9 980.48</b>	<b>14 919.96</b>	<b>-4 939.48</b>	<b>-33.1%</b>
Far East & Asia	Cambodia	14.32	0.68	13.64	2005.9%
	Hong Kong	303.13	335.76	-32.63	-9.7%
	Indonesia	0.63	0.00	0.63	100.0%
	Malaysia	350.72	345.14	5.58	1.6%
	Singapore	822.71	552.42	270.29	48.9%
	Thailand	25.65	36.36	-10.71	-29.5%
	<b>Total</b>	<b>1 517.16</b>	<b>1 270.36</b>	<b>246.80</b>	<b>19.4%</b>
Indian Ocean Islands	Maldives	0.00	1.01	-1.01	-100.0%
	Mauritius	39.92	15.72	24.20	153.9%
	Reunion	3.53	2.81	0.72	25.6%
	Seychelles	0.55	0.00	0.55	100.0%
	<b>Total</b>	<b>44.00</b>	<b>19.54</b>	<b>24.46</b>	<b>125.2%</b>
Middle East	Bahrain	22.45	35.68	-13.23	-37.1%
	Jordan	13.59	0.00	13.59	100.0%
	Kuwait	166.62	143.99	22.63	15.7%
	Oman	28.00	15.46	12.54	81.1%
	Qatar	199.42	153.65	45.77	29.8%
	Saudi Arabia	392.89	267.49	125.40	46.9%
	United Arab Emirates	1 309.43	755.81	553.62	73.2%
	<b>Total</b>	<b>2 132.40</b>	<b>1 372.08</b>	<b>760.32</b>	<b>55.4%</b>
Russian Federation	Russian Federation	12.39	0.97	11.42	1177.3%
	<b>Total</b>	<b>12.39</b>	<b>0.97</b>	<b>11.42</b>	<b>1177.3%</b>
United Kingdom	United Kingdom	7 504.50	6 646.05	858.45	12.9%
	<b>Total</b>	<b>7 504.50</b>	<b>6 646.05</b>	<b>858.45</b>	<b>12.9%</b>
<b>Total</b>		<b>21 199.39</b>	<b>24 229.23</b>	<b>-3 029.84</b>	<b>-12.5%</b>

**Indemnity:** Agri-hub shall take all reasonable precautions to ensure that any information and data provided by Agri-hub from its information sources are correct. Neither Agri-hub nor any of its directors, employees or information sources take any responsibility for action or losses that might occur as a result of the usage of this information.