



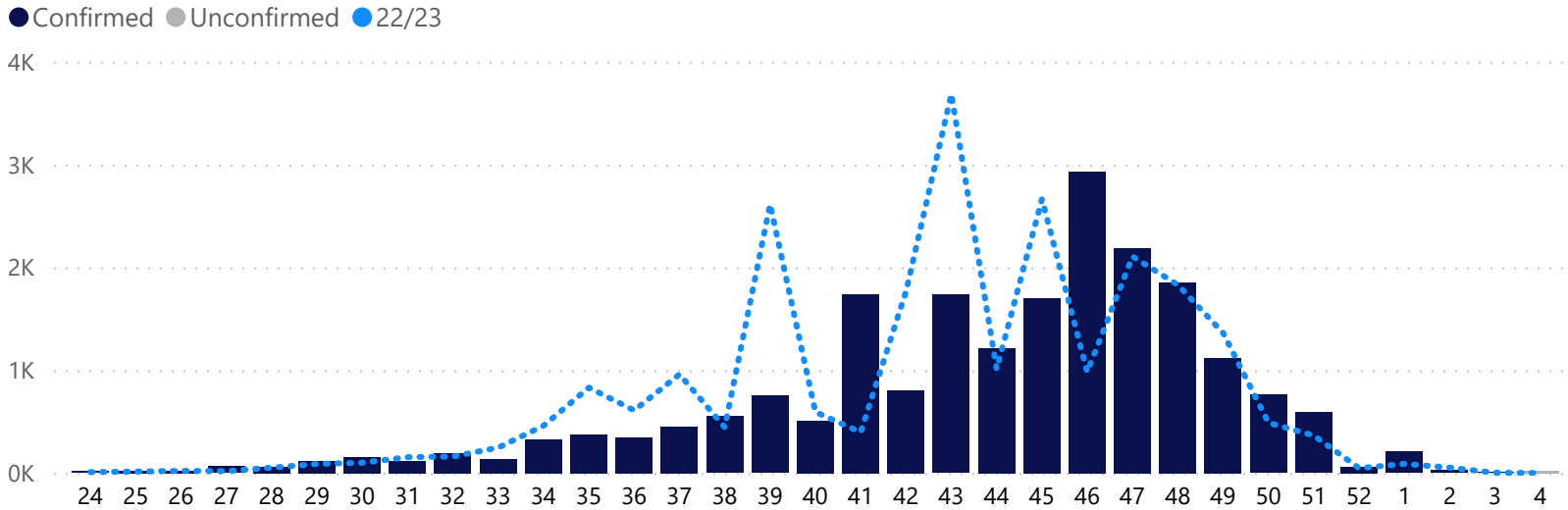
# Blueberries Exports from South Africa

Season 2023/2024 - Week 3

(Report in Tonnage)



## 22/23 vs 23/24 per Week



## Comparison Report Week (22/23 vs 23/24)

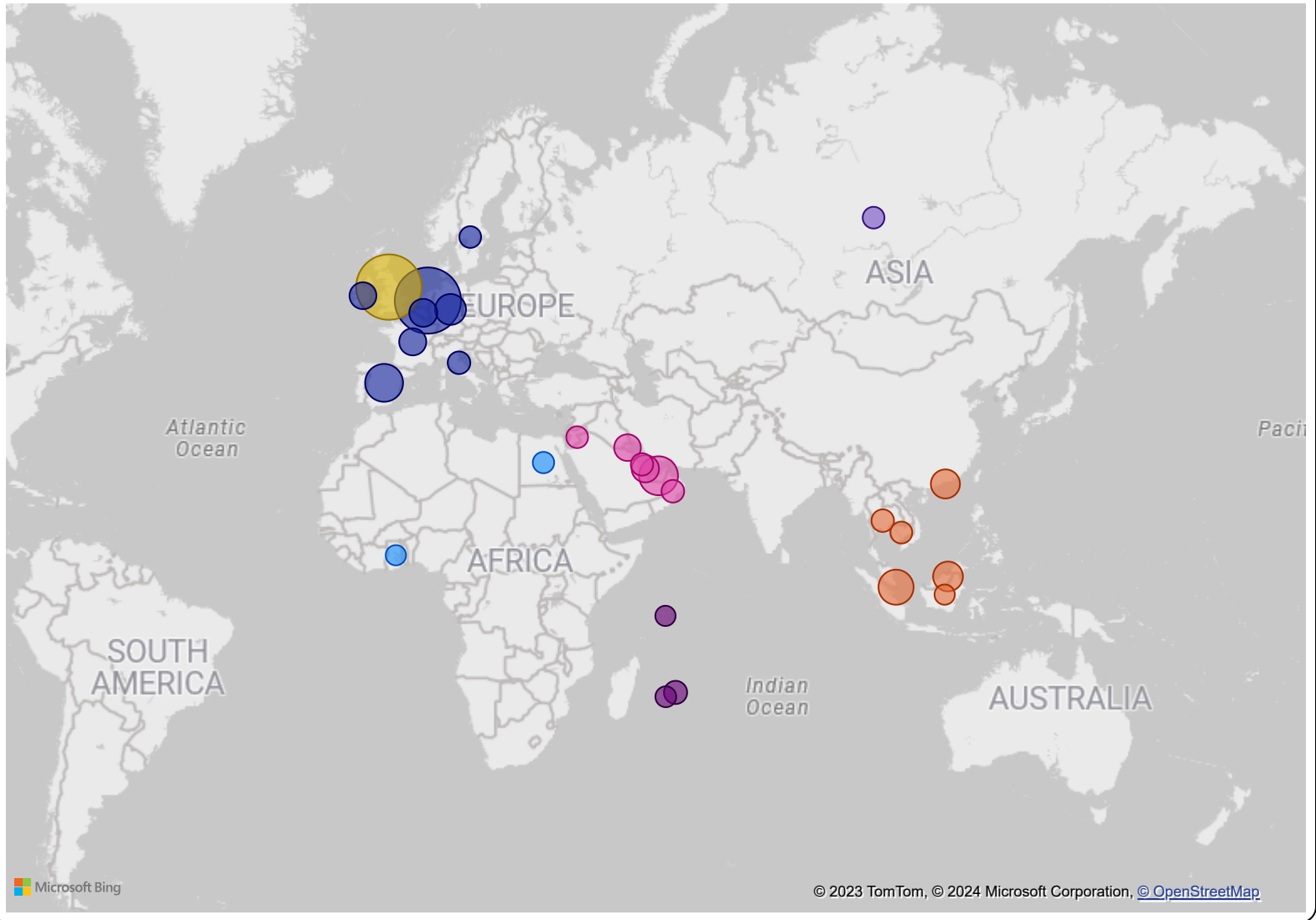
Region	23/24 Air	23/24 Sea	23/24 Total	22/23 Air	22/23 Sea	22/23 Total	Diff%
USA & Canada							
United Kingdom							
Russian Federation							
Other							
Middle East	0.00	0.00	0.00	3.24	0.00	3.24	-100.0%
Indian Ocean Islands							
Far East & Asia	0.00	9.00	9.00	0.00	0.00	0.00	100.0%
Europe							
Africa							
<b>Total</b>	<b>0.00</b>	<b>9.00</b>	<b>9.00</b>	<b>3.24</b>	<b>0.00</b>	<b>3.24</b>	<b>177.8%</b>

## Comparison Year To Date (22/23 vs 23/24)

Region	23/24 Air	23/24 Sea	23/24 Total	22/23 Air	22/23 Sea	22/23 Total	Diff%
Africa	7.97	0.49	8.46	0.27	0.00	0.27	3033.3%
Europe	3 882.49	6 097.99	9 980.48	751.41	14 168.55	14 919.96	-33.1%
Far East & Asia	1 039.62	488.65	1 528.27	900.87	369.49	1 270.36	20.3%
Indian Ocean Islands	40.11	3.89	44.00	16.08	3.46	19.54	125.2%
Middle East	1 089.13	1 043.27	2 132.40	853.54	521.78	1 375.32	55.0%
Other							
Russian Federation	12.39	0.00	12.39	0.97	0.00	0.97	1177.3%
United Kingdom	3 257.15	4 225.59	7 482.74	1 214.78	5 431.27	6 646.05	12.6%
USA & Canada							
<b>Total</b>	<b>9 328.86</b>	<b>11 859.88</b>	<b>21 188.74</b>	<b>3 737.92</b>	<b>20 494.55</b>	<b>24 232.47</b>	<b>-12.6%</b>

## Exports per Country

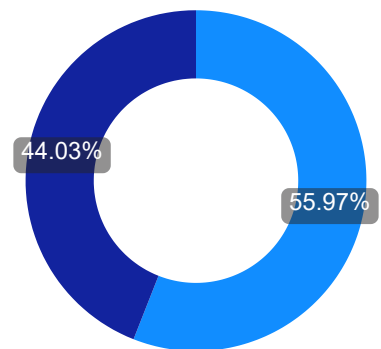
Region ● Africa ● Europe ● Far East & Asia ● Indian Ocean Islands ● Middle East ● Russian Federation ● United Kingdom



### YTD Export Growth % (22/23 vs 23/24)

Region	23/24	22/23	Diff%
Africa	8.46	0.27	3033.3%
Europe	9 980.48	14 919.96	-33.1%
Far East & Asia	1 528.27	1 270.36	20.3%
Indian Ocean Islands	44.00	19.54	125.2%
Middle East	2 132.40	1 375.32	55.0%
Other			
Russian Federation	12.39	0.97	1177.3%
United Kingdom	7 482.74	6 646.05	12.6%
USA & Canada			
<b>Total</b>	<b>21 188.74</b>	<b>24 232.47</b>	<b>-12.6%</b>

### Transport Type



Transport ● Sea ● Air

## Exports per Region and Country

Region	Country	23/24	22/23	Diff	Diff%
Africa	Egypt	7.97	0.27	7.70	2851.9%
	Ghana	0.49	0.00	0.49	100.0%
	<b>Total</b>	<b>8.46</b>	<b>0.27</b>	<b>8.19</b>	<b>3033.3%</b>
Europe	Belgium	234.57	0.00	234.57	100.0%
	France	187.84	226.10	-38.26	-16.9%
	Germany	437.02	141.42	295.60	209.0%
	Ireland	176.00	0.00	176.00	100.0%
	Italy	27.23	0.00	27.23	100.0%
	Netherlands	7 735.45	13 859.69	-6 124.24	-44.2%
	Portugal	0.00	130.56	-130.56	-100.0%
	Spain	1 170.32	555.86	614.46	110.5%
	Sweden	12.05	6.33	5.72	90.4%
	<b>Total</b>	<b>9 980.48</b>	<b>14 919.96</b>	<b>-4 939.48</b>	<b>-33.1%</b>
Far East & Asia	Cambodia	14.32	0.68	13.64	2005.9%
	Hong Kong	303.13	335.76	-32.63	-9.7%
	Indonesia	0.63	0.00	0.63	100.0%
	Malaysia	351.57	345.14	6.43	1.9%
	Singapore	832.97	552.42	280.55	50.8%
	Thailand	25.65	36.36	-10.71	-29.5%
	<b>Total</b>	<b>1 528.27</b>	<b>1 270.36</b>	<b>257.91</b>	<b>20.3%</b>
Indian Ocean Islands	Maldives	0.00	1.01	-1.01	-100.0%
	Mauritius	39.92	15.72	24.20	153.9%
	Reunion	3.53	2.81	0.72	25.6%
	Seychelles	0.55	0.00	0.55	100.0%
	<b>Total</b>	<b>44.00</b>	<b>19.54</b>	<b>24.46</b>	<b>125.2%</b>
Middle East	Bahrain	22.45	36.76	-14.31	-38.9%
	Jordan	13.59	0.00	13.59	100.0%
	Kuwait	166.62	143.99	22.63	15.7%
	Oman	28.00	15.46	12.54	81.1%
	Qatar	199.42	153.65	45.77	29.8%
	Saudi Arabia	392.89	267.49	125.40	46.9%
	United Arab Emirates	1 309.43	757.97	551.46	72.8%
	<b>Total</b>	<b>2 132.40</b>	<b>1 375.32</b>	<b>757.08</b>	<b>55.0%</b>
Russian Federation	Russian Federation	12.39	0.97	11.42	1177.3%
	<b>Total</b>	<b>12.39</b>	<b>0.97</b>	<b>11.42</b>	<b>1177.3%</b>
United Kingdom	United Kingdom	7 482.74	6 646.05	836.69	12.6%
	<b>Total</b>	<b>7 482.74</b>	<b>6 646.05</b>	<b>836.69</b>	<b>12.6%</b>
<b>Total</b>		<b>21 188.74</b>	<b>24 232.47</b>	<b>-3 043.73</b>	<b>-12.6%</b>

**Indemnity:** Agri-hub shall take all reasonable precautions to ensure that any information and data provided by Agri-hub from its information sources are correct. Neither Agri-hub nor any of its directors, employees or information sources take any responsibility for action or losses that might occur as a result of the usage of this information.