



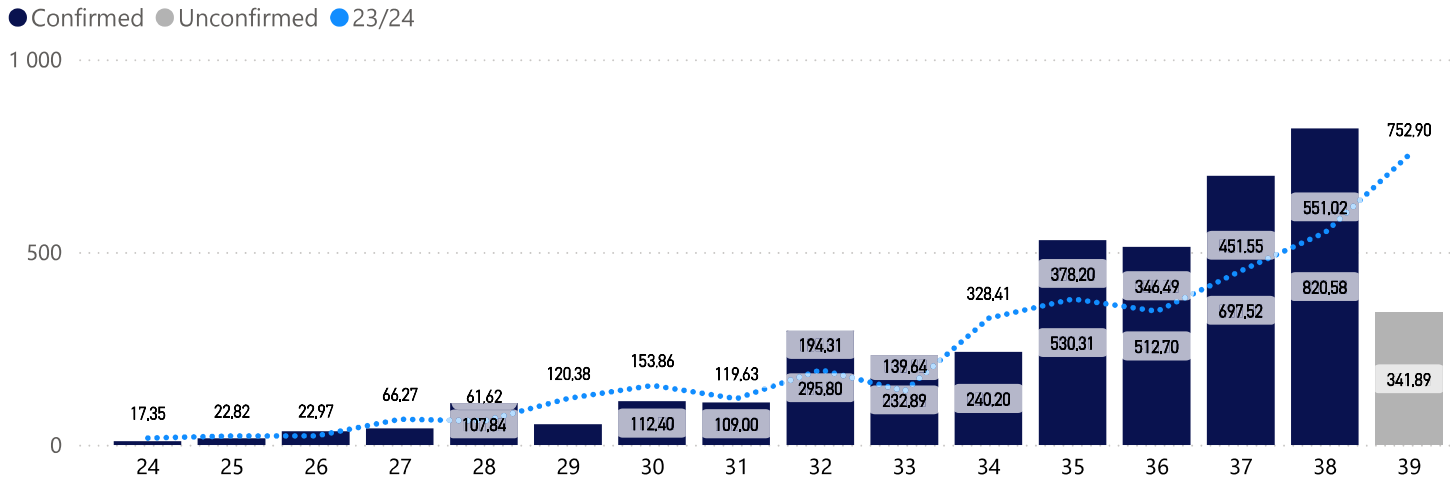
# Blueberries Exports from South Africa

Season 2024/2025 - Week 38

(Report in Tonnage)



## 23/24 vs 24/25 per Week



## Comparison Report Week (23/24 vs 24/25)

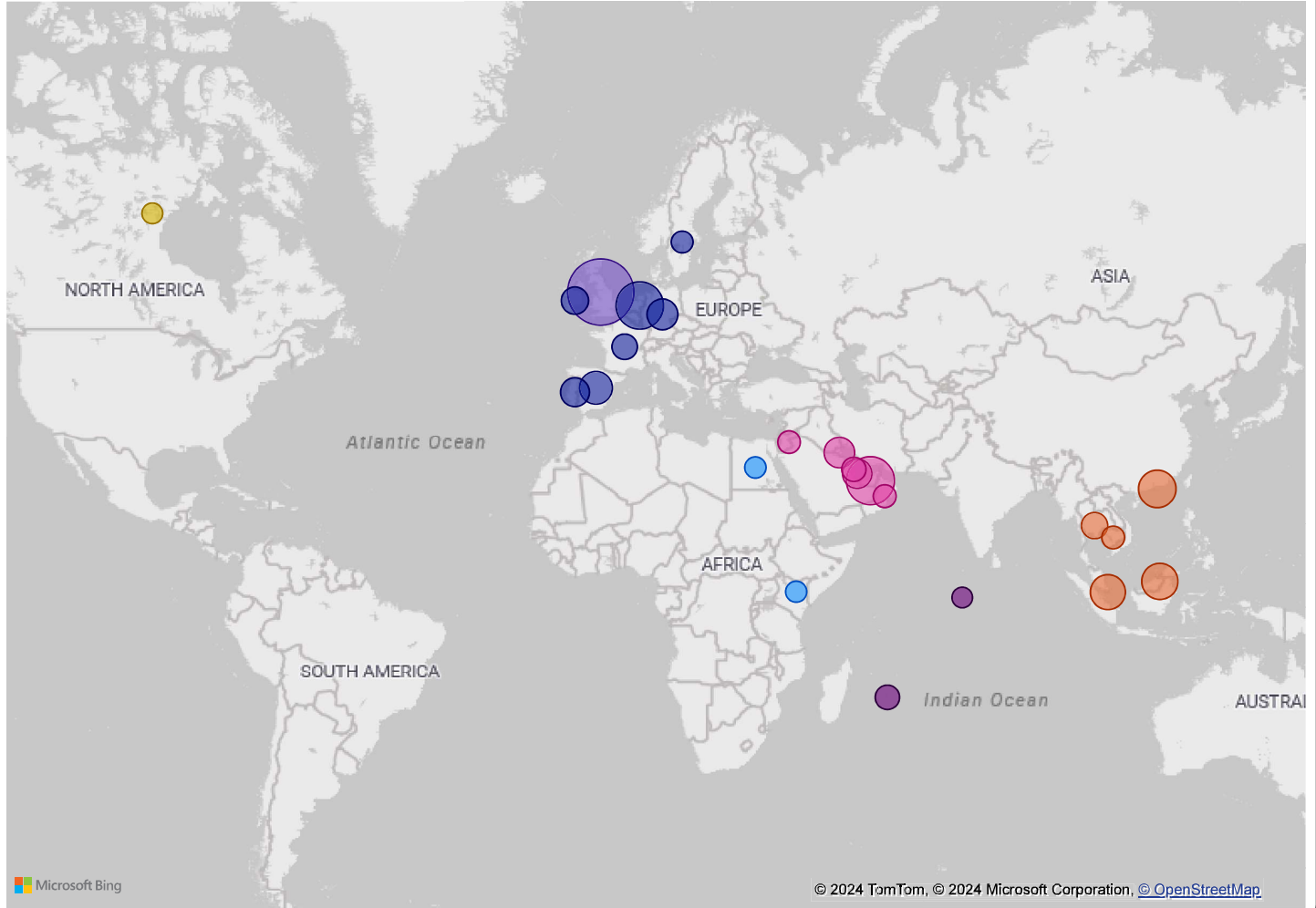
Region	24/25 Air	24/25 Sea	24/25 Total	23/24 Air	23/24 Sea	23/24 Total	Diff%
United Kingdom	238,59	152,32	390,91	61,01	174,10	235,11	66,3%
Europe	175,39	54,31	229,70	79,35	115,76	195,11	17,7%
Far East & Asia	71,21	30,44	101,65	39,33	19,80	59,13	71,9%
Middle East	97,24	0,00	97,24	40,10	19,39	59,49	63,5%
Indian Ocean Islands	1,08	0,00	1,08	1,91	0,00	1,91	-43,5%
Africa	0,00	0,00	0,00	0,27	0,00	0,27	-100,0%
Other							
Russian Federation							
USA & Canada							
<b>Total</b>	<b>583,51</b>	<b>237,07</b>	<b>820,58</b>	<b>221,97</b>	<b>329,05</b>	<b>551,02</b>	<b>48,9%</b>

## Comparison Year To Date (23/24 vs 24/25)

Region	24/25 Air	24/25 Sea	24/25 Total	23/24 Air	23/24 Sea	23/24 Total	Diff%
Africa	2,37	0,00	2,37	3,58	0,00	3,58	-33,8%
Europe	507,68	331,88	839,56	293,30	664,19	957,49	-12,3%
Far East & Asia	529,34	62,57	591,91	350,42	84,25	434,67	36,2%
Indian Ocean Islands	14,33	0,00	14,33	9,90	0,00	9,90	44,7%
Middle East	638,70	231,93	870,63	429,58	241,98	671,56	29,6%
Other							
Russian Federation							
United Kingdom	965,57	529,08	1 494,65	212,58	684,74	897,32	66,6%
USA & Canada	0,49	0,00	0,49	0,00	0,00	0,00	100,0%
<b>Total</b>	<b>2 658,48</b>	<b>1 155,46</b>	<b>3 813,94</b>	<b>1 299,36</b>	<b>1 675,16</b>	<b>2 974,52</b>	<b>28,2%</b>

## Exports per Country

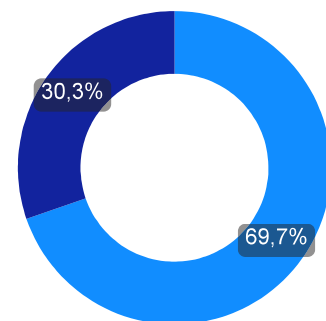
Region ● Africa ● Europe ● Far East & Asia ● Indian Ocean Islands ● Middle East ● United Kingdom ● USA & Canada



## YTD Export Growth % (23/24 vs 24/25)

Region	24/25	23/24	Diff%
United Kingdom	1 494,65	897,32	66,6%
Middle East	870,63	671,56	29,6%
Europe	839,56	957,49	-12,3%
Far East & Asia	591,91	434,67	36,2%
Indian Ocean Islands	14,33	9,90	44,7%
Africa	2,37	3,58	-33,8%
USA & Canada	0,49	0,00	100,0%
Other			
Russian Federation			
<b>Total</b>	<b>3 813,94</b>	<b>2 974,52</b>	<b>28,2%</b>

## Transport Type



Transport ● Air ● Sea

## Exports per Region and Country

Region	Country	24/25	23/24	Diff	Diff%
Africa	Egypt	1,36	3,58	-2,22	-62,0%
	Kenya	1,01	0,00	1,01	100,0%
	<b>Total</b>	<b>2,37</b>	<b>3,58</b>	<b>-1,21</b>	<b>-33,8%</b>
Europe	France	21,28	2,24	19,04	850,0%
	Germany	83,24	28,68	54,56	190,2%
	Ireland	37,55	42,54	-4,99	-11,7%
	Italy	0,00	6,72	-6,72	-100,0%
	Netherlands	523,31	547,30	-23,99	-4,4%
	Portugal	56,72	0,00	56,72	100,0%
	Spain	114,94	324,25	-209,31	-64,6%
	Sweden	2,52	5,76	-3,24	-56,3%
	<b>Total</b>	<b>839,56</b>	<b>957,49</b>	<b>-117,93</b>	<b>-12,3%</b>
Far East & Asia	Cambodia	5,66	3,65	2,01	55,1%
	Hong Kong	216,25	106,12	110,13	103,8%
	Indonesia	0,00	0,63	-0,63	-100,0%
	Malaysia	183,78	112,33	71,45	63,6%
	Singapore	158,35	204,25	-45,90	-22,5%
	Thailand	27,87	7,69	20,18	262,4%
	<b>Total</b>	<b>591,91</b>	<b>434,67</b>	<b>157,24</b>	<b>36,2%</b>
Indian Ocean Islands	Maldives	0,36	0,00	0,36	100,0%
	Mauritius	13,97	9,52	4,45	46,7%
	Reunion	0,00	0,36	-0,36	-100,0%
	Seychelles	0,00	0,02	-0,02	-100,0%
	<b>Total</b>	<b>14,33</b>	<b>9,90</b>	<b>4,43</b>	<b>44,7%</b>
Middle East	Bahrain	13,09	5,57	7,52	135,0%
	Jordan	4,86	2,91	1,95	67,0%
	Kuwait	76,80	59,03	17,77	30,1%
	Oman	6,02	14,55	-8,53	-58,6%
	Qatar	63,09	66,58	-3,49	-5,2%
	Saudi Arabia	156,65	89,36	67,29	75,3%
	United Arab Emirates	550,12	433,56	116,56	26,9%
	<b>Total</b>	<b>870,63</b>	<b>671,56</b>	<b>199,07</b>	<b>29,6%</b>
United Kingdom	United Kingdom	1 494,65	897,32	597,33	66,6%
	<b>Total</b>	<b>1 494,65</b>	<b>897,32</b>	<b>597,33</b>	<b>66,6%</b>
USA & Canada	Canada	0,49	0,00	0,49	100,0%
	<b>Total</b>	<b>0,49</b>	<b>0,00</b>	<b>0,49</b>	<b>100,0%</b>
<b>Total</b>		<b>3 813,94</b>	<b>2 974,52</b>	<b>839,42</b>	<b>28,2%</b>

**Indemnity:** Agri-hub shall take all reasonable precautions to ensure that any information and data provided by Agri-hub from its information sources are correct. Neither Agri-hub nor any of its directors, employees or information sources take any responsibility for action or losses that might occur as a result of the usage of this information.