



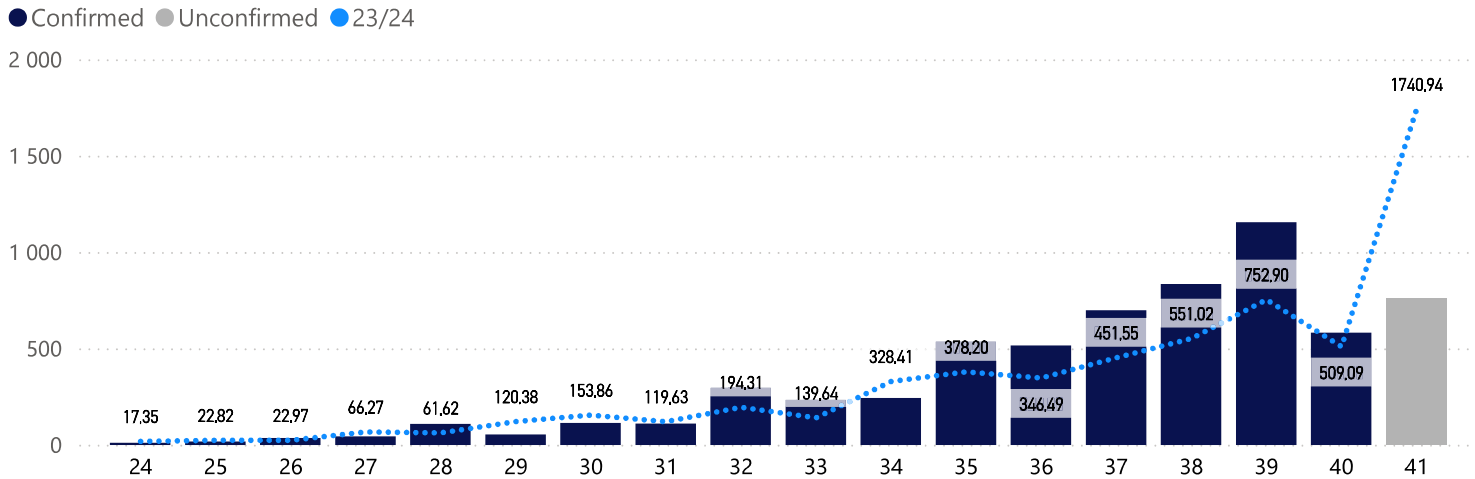
# Blueberries Exports from South Africa

Season 2024/2025 - Week 40

(Report in Tonnage)



## 23/24 vs 24/25 per Week



## Comparison Report Week (23/24 vs 24/25)

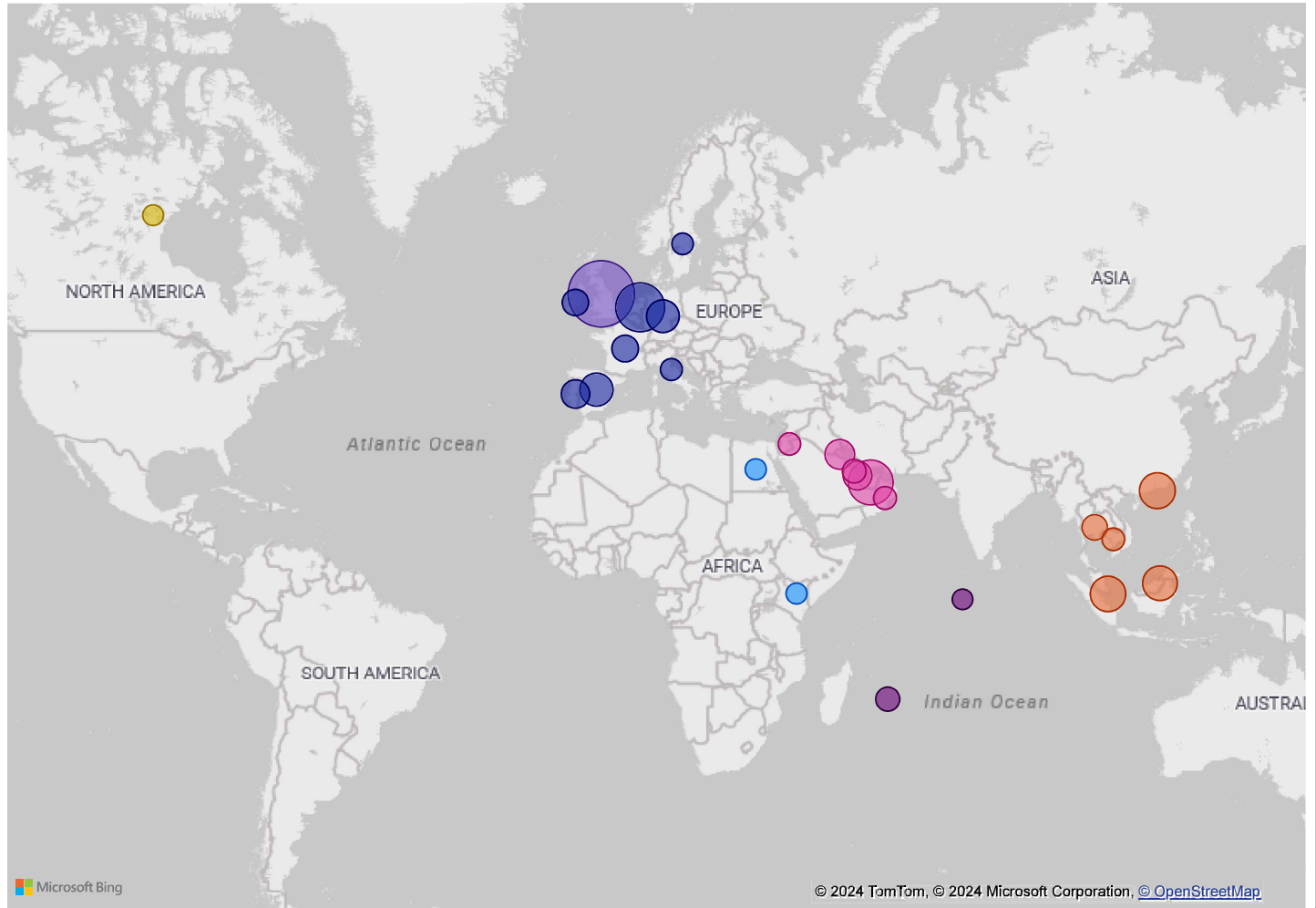
Region	24/25 Air	24/25 Sea	24/25 Total	23/24 Air	23/24 Sea	23/24 Total	Diff%
United Kingdom	236,47	0,00	236,47	175,73	43,52	219,25	7,9%
Europe	148,93	0,00	148,93	102,63	43,52	146,15	1,9%
Far East & Asia	88,02	32,13	120,15	33,92	20,99	54,91	118,8%
Middle East	72,71	0,00	72,71	87,25	0,00	87,25	-16,7%
Indian Ocean Islands	2,52	0,00	2,52	1,26	0,00	1,26	100,0%
Africa	0,00	0,00	0,00	0,27	0,00	0,27	-100,0%
Other							
Russian Federation							
USA & Canada							
<b>Total</b>	<b>548,65</b>	<b>32,13</b>	<b>580,78</b>	<b>401,06</b>	<b>108,03</b>	<b>509,09</b>	<b>14,1%</b>

## Comparison Year To Date (23/24 vs 24/25)

Region	24/25 Air	24/25 Sea	24/25 Total	23/24 Air	23/24 Sea	23/24 Total	Diff%
Africa	2,37	0,00	2,37	4,39	0,00	4,39	-46,0%
Europe	859,31	561,71	1 421,02	517,15	956,67	1 473,82	-3,6%
Far East & Asia	667,72	122,28	790,00	433,24	105,24	538,48	46,7%
Indian Ocean Islands	18,29	0,00	18,29	13,08	0,00	13,08	39,8%
Middle East	812,71	253,56	1 066,27	584,37	262,78	847,15	25,9%
Other							
Russian Federation							
United Kingdom	1 475,12	796,36	2 271,48	516,41	843,18	1 359,59	67,1%
USA & Canada	0,69	0,00	0,69	0,00	0,00	0,00	100,0%
<b>Total</b>	<b>3 836,21</b>	<b>1 733,91</b>	<b>5 570,12</b>	<b>2 068,64</b>	<b>2 167,87</b>	<b>4 236,51</b>	<b>31,5%</b>

## Exports per Country

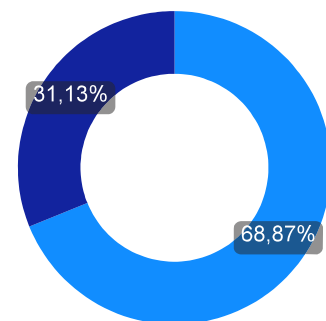
Region ● Africa ● Europe ● Far East & Asia ● Indian Ocean Islands ● Middle East ● United Kingdom ● USA & Canada



## YTD Export Growth % (23/24 vs 24/25)

Region	24/25	23/24	Diff%
United Kingdom	2 271,48	1 359,59	67,1%
Europe	1 421,02	1 473,82	-3,6%
Middle East	1 066,27	847,15	25,9%
Far East & Asia	790,00	538,48	46,7%
Indian Ocean Islands	18,29	13,08	39,8%
Africa	2,37	4,39	-46,0%
USA & Canada	0,69	0,00	100,0%
Other			
Russian Federation			
<b>Total</b>	<b>5 570,12</b>	<b>4 236,51</b>	<b>31,5%</b>

## Transport Type



Transport ● Air ● Sea

## Exports per Region and Country

Region	Country	24/25	23/24	Diff	Diff%
Africa	Egypt	1,36	4,39	-3,03	-69,0%
	Kenya	1,01	0,00	1,01	100,0%
	<b>Total</b>	<b>2,37</b>	<b>4,39</b>	<b>-2,02</b>	<b>-46,0%</b>
Europe	France	48,71	12,93	35,78	276,7%
	Germany	174,68	36,93	137,75	373,0%
	Ireland	43,59	52,39	-8,80	-16,8%
	Italy	4,23	18,60	-14,37	-77,3%
	Netherlands	888,10	935,27	-47,17	-5,0%
	Portugal	78,48	0,00	78,48	100,0%
	Spain	180,71	410,14	-229,43	-55,9%
	Sweden	2,52	7,56	-5,04	-66,7%
	<b>Total</b>	<b>1 421,02</b>	<b>1 473,82</b>	<b>-52,80</b>	<b>-3,6%</b>
Far East & Asia	Cambodia	7,15	5,86	1,29	22,0%
	Hong Kong	269,96	132,63	137,33	103,5%
	Indonesia	0,00	0,63	-0,63	-100,0%
	Malaysia	228,57	150,18	78,39	52,2%
	Singapore	253,36	237,46	15,90	6,7%
	Thailand	30,96	11,72	19,24	164,2%
	<b>Total</b>	<b>790,00</b>	<b>538,48</b>	<b>251,52</b>	<b>46,7%</b>
Indian Ocean Islands	Maldives	0,36	0,00	0,36	100,0%
	Mauritius	17,93	12,34	5,59	45,3%
	Reunion	0,00	0,72	-0,72	-100,0%
	Seychelles	0,00	0,02	-0,02	-100,0%
	<b>Total</b>	<b>18,29</b>	<b>13,08</b>	<b>5,21</b>	<b>39,8%</b>
Middle East	Bahrain	14,82	7,55	7,27	96,3%
	Jordan	6,48	4,85	1,63	33,6%
	Kuwait	98,84	72,56	26,28	36,2%
	Oman	9,37	20,16	-10,79	-53,5%
	Qatar	82,91	87,06	-4,15	-4,8%
	Saudi Arabia	194,64	123,69	70,95	57,4%
	United Arab Emirates	659,21	531,28	127,93	24,1%
	<b>Total</b>	<b>1 066,27</b>	<b>847,15</b>	<b>219,12</b>	<b>25,9%</b>
United Kingdom	United Kingdom	2 271,48	1 359,59	911,89	67,1%
	<b>Total</b>	<b>2 271,48</b>	<b>1 359,59</b>	<b>911,89</b>	<b>67,1%</b>
USA & Canada	Canada	0,69	0,00	0,69	100,0%
	<b>Total</b>	<b>0,69</b>	<b>0,00</b>	<b>0,69</b>	<b>100,0%</b>
<b>Total</b>		<b>5 570,12</b>	<b>4 236,51</b>	<b>1 333,61</b>	<b>31,5%</b>

**Indemnity:** Agri-hub shall take all reasonable precautions to ensure that any information and data provided by Agri-hub from its information sources are correct. Neither Agri-hub nor any of its directors, employees or information sources take any responsibility for action or losses that might occur as a result of the usage of this information.