



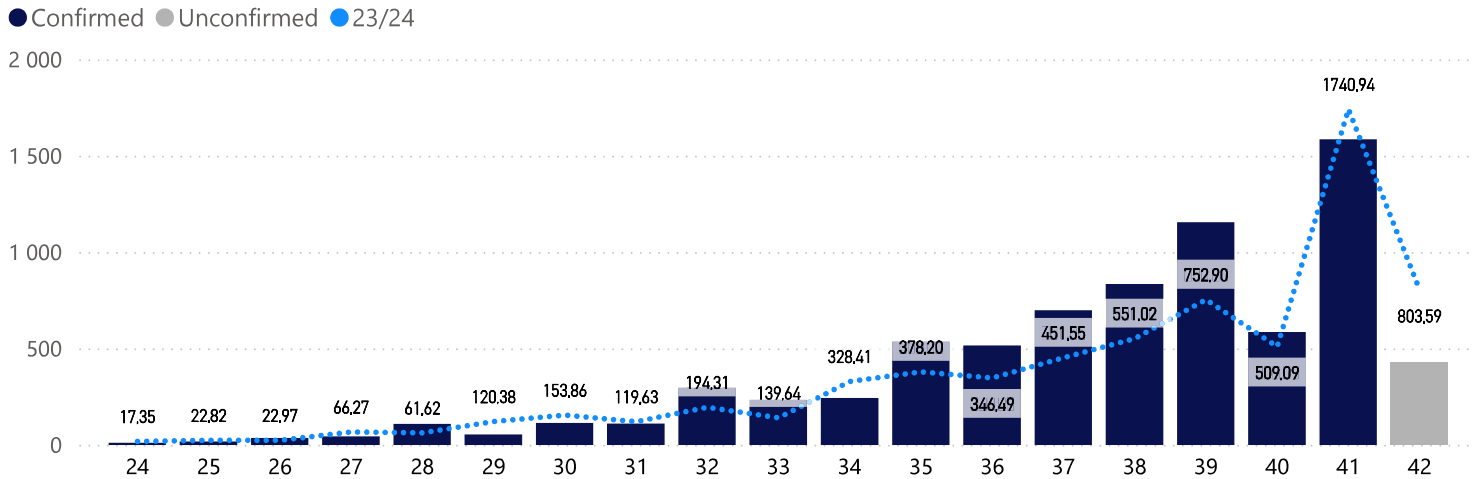
# Blueberries Exports from South Africa

Season 2024/2025 - Week 41

(Report in Tonnage)



## 23/24 vs 24/25 per Week



## Comparison Report Week (23/24 vs 24/25)

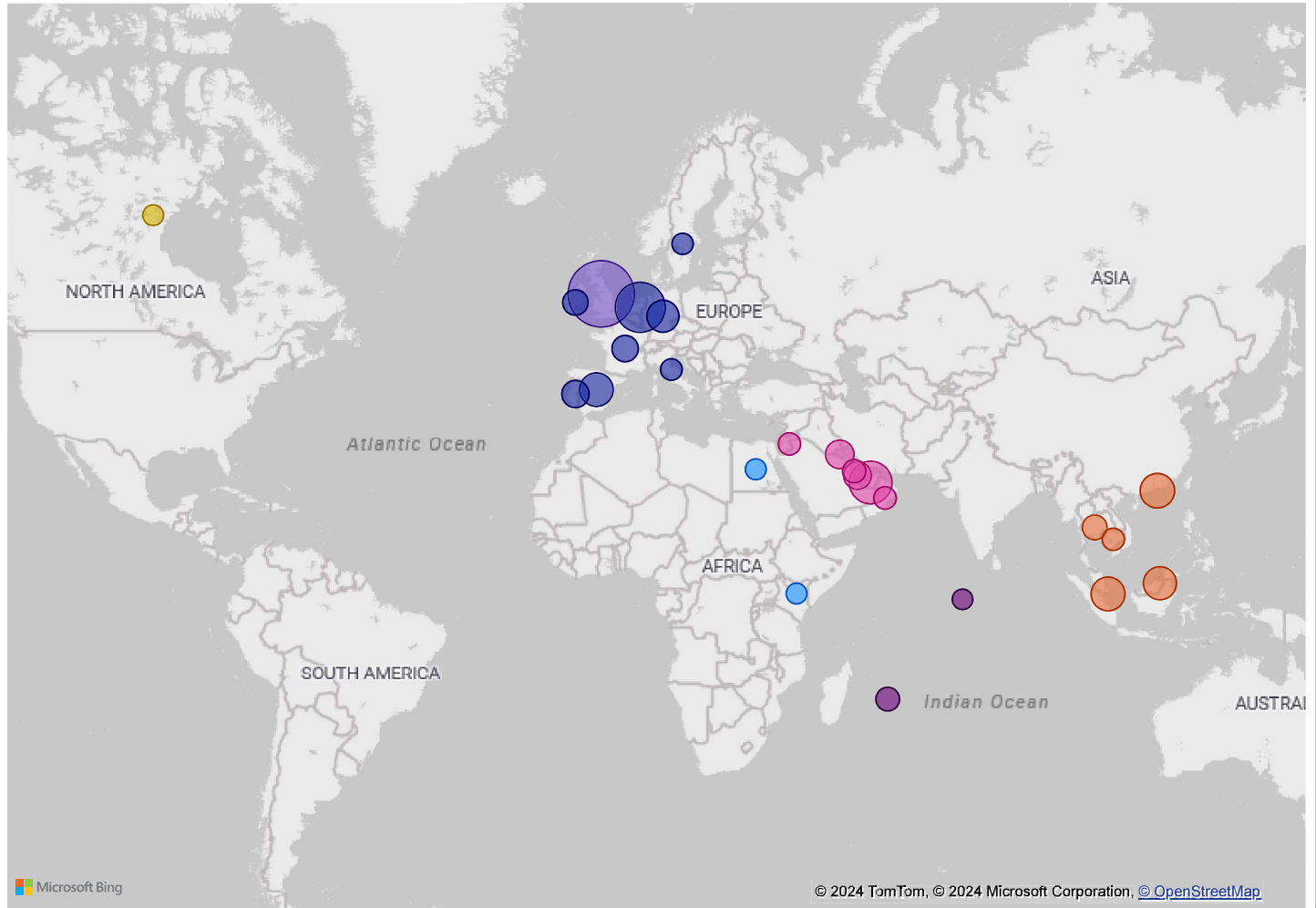
Region	24/25 Air	24/25 Sea	24/25 Total	23/24 Air	23/24 Sea	23/24 Total	Diff%
United Kingdom	313,76	509,63	823,39	216,02	389,81	605,83	35,9%
Europe	196,33	349,86	546,19	244,51	605,06	849,57	-35,7%
Middle East	72,86	53,16	126,02	76,69	155,14	231,83	-45,6%
Far East & Asia	74,72	10,80	85,52	41,11	11,25	52,36	63,3%
Indian Ocean Islands	2,70	0,00	2,70	1,08	0,00	1,08	150,0%
USA & Canada	0,20	0,00	0,20	0,00	0,00	0,00	100,0%
Africa	0,00	0,00	0,00	0,27	0,00	0,27	-100,0%
Other							
Russian Federation							
<b>Total</b>	<b>660,57</b>	<b>923,45</b>	<b>1 584,02</b>	<b>579,68</b>	<b>1 161,26</b>	<b>1 740,94</b>	<b>-9,0%</b>

## Comparison Year To Date (23/24 vs 24/25)

Region	24/25 Air	24/25 Sea	24/25 Total	23/24 Air	23/24 Sea	23/24 Total	Diff%
Africa	2,37	0,00	2,37	4,66	0,00	4,66	-49,1%
Europe	1 055,00	911,57	1 966,57	761,66	1 561,73	2 323,39	-15,4%
Far East & Asia	742,44	133,08	875,52	474,35	116,49	590,84	48,2%
Indian Ocean Islands	21,11	0,00	21,11	14,16	0,00	14,16	49,1%
Middle East	885,57	306,72	1 192,29	661,06	417,92	1 078,98	10,5%
Other							
Russian Federation							
United Kingdom	1 792,70	1 305,99	3 098,69	732,43	1 232,99	1 965,42	57,7%
USA & Canada	0,89	0,00	0,89	0,00	0,00	0,00	100,0%
<b>Total</b>	<b>4 500,08</b>	<b>2 657,36</b>	<b>7 157,44</b>	<b>2 648,32</b>	<b>3 329,13</b>	<b>5 977,45</b>	<b>19,7%</b>

## Exports per Country

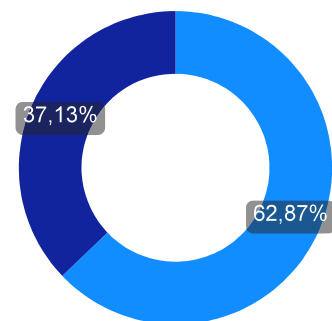
Region ● Africa ● Europe ● Far East & Asia ● Indian Ocean Islands ● Middle East ● United Kingdom ● USA & Canada



## YTD Export Growth % (23/24 vs 24/25)

Region	24/25	23/24	Diff%
United Kingdom	3 098,69	1 965,42	57,7%
Europe	1 966,57	2 323,39	-15,4%
Middle East	1 192,29	1 078,98	10,5%
Far East & Asia	875,52	590,84	48,2%
Indian Ocean Islands	21,11	14,16	49,1%
Africa	2,37	4,66	-49,1%
USA & Canada	0,89	0,00	100,0%
Other			
Russian Federation			
<b>Total</b>	<b>7 157,44</b>	<b>5 977,45</b>	<b>19,7%</b>

## Transport Type



Transport ● Air ● Sea

## Exports per Region and Country

Region	Country	24/25	23/24	Diff	Diff%
Africa	<b>Egypt</b>	1,36	4,66	-3,30	-70,8%
	<b>Kenya</b>	1,01	0,00	1,01	100,0%
	<b>Total</b>	<b>2,37</b>	<b>4,66</b>	<b>-2,29</b>	<b>-49,1%</b>
Europe	<b>France</b>	60,84	16,09	44,75	278,1%
	<b>Germany</b>	214,70	60,45	154,25	255,2%
	<b>Ireland</b>	43,59	68,19	-24,60	-36,1%
	<b>Italy</b>	4,23	24,35	-20,12	-82,6%
	<b>Netherlands</b>	1 297,91	1 582,33	-284,42	-18,0%
	<b>Portugal</b>	78,48	0,00	78,48	100,0%
	<b>Spain</b>	264,30	563,70	-299,40	-53,1%
	<b>Sweden</b>	2,52	8,28	-5,76	-69,6%
	<b>Total</b>	<b>1 966,57</b>	<b>2 323,39</b>	<b>-356,82</b>	<b>-15,4%</b>
Far East & Asia	<b>Cambodia</b>	7,56	5,86	1,70	29,0%
	<b>Hong Kong</b>	305,93	145,67	160,26	110,0%
	<b>Indonesia</b>	0,00	0,63	-0,63	-100,0%
	<b>Malaysia</b>	249,49	162,65	86,84	53,4%
	<b>Singapore</b>	279,19	262,62	16,57	6,3%
	<b>Thailand</b>	33,35	13,41	19,94	148,7%
	<b>Total</b>	<b>875,52</b>	<b>590,84</b>	<b>284,68</b>	<b>48,2%</b>
Indian Ocean Islands	<b>Maldives</b>	0,48	0,00	0,48	100,0%
	<b>Mauritius</b>	20,63	13,42	7,21	53,7%
	<b>Reunion</b>	0,00	0,72	-0,72	-100,0%
	<b>Seychelles</b>	0,00	0,02	-0,02	-100,0%
	<b>Total</b>	<b>21,11</b>	<b>14,16</b>	<b>6,95</b>	<b>49,1%</b>
Middle East	<b>Bahrain</b>	15,50	8,52	6,98	81,9%
	<b>Jordan</b>	8,10	5,82	2,28	39,2%
	<b>Kuwait</b>	105,27	84,08	21,19	25,2%
	<b>Oman</b>	10,05	20,50	-10,45	-51,0%
	<b>Qatar</b>	87,63	102,69	-15,06	-14,7%
	<b>Saudi Arabia</b>	223,25	189,41	33,84	17,9%
	<b>United Arab Emirates</b>	742,49	667,96	74,53	11,2%
	<b>Total</b>	<b>1 192,29</b>	<b>1 078,98</b>	<b>113,31</b>	<b>10,5%</b>
United Kingdom	<b>United Kingdom</b>	3 098,69	1 965,42	1 133,27	57,7%
	<b>Total</b>	<b>3 098,69</b>	<b>1 965,42</b>	<b>1 133,27</b>	<b>57,7%</b>
USA & Canada	<b>Canada</b>	0,89	0,00	0,89	100,0%
	<b>Total</b>	<b>0,89</b>	<b>0,00</b>	<b>0,89</b>	<b>100,0%</b>
<b>Total</b>		<b>7 157,44</b>	<b>5 977,45</b>	<b>1 179,99</b>	<b>19,7%</b>

**Indemnity:** Agri-hub shall take all reasonable precautions to ensure that any information and data provided by Agri-hub from its information sources are correct. Neither Agri-hub nor any of its directors, employees or information sources take any responsibility for action or losses that might occur as a result of the usage of this information.