



Blueberries Exports from South Africa

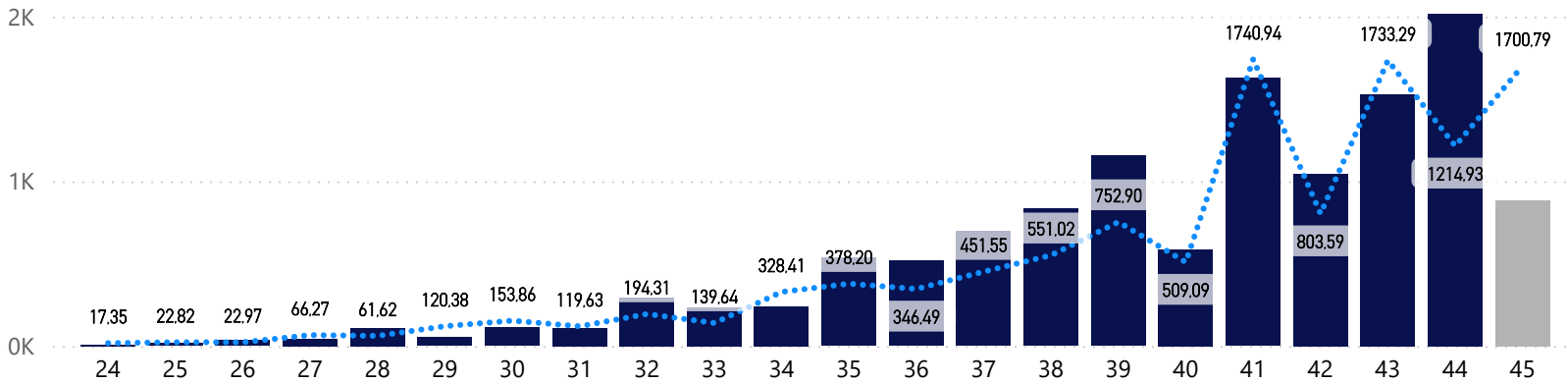
Season 2024/2025 - Week 44

(Report in Tonnage)



23/24 vs 24/25 per Week

● Confirmed ● Unconfirmed ● 23/24



Comparison Report Week (23/24 vs 24/25)

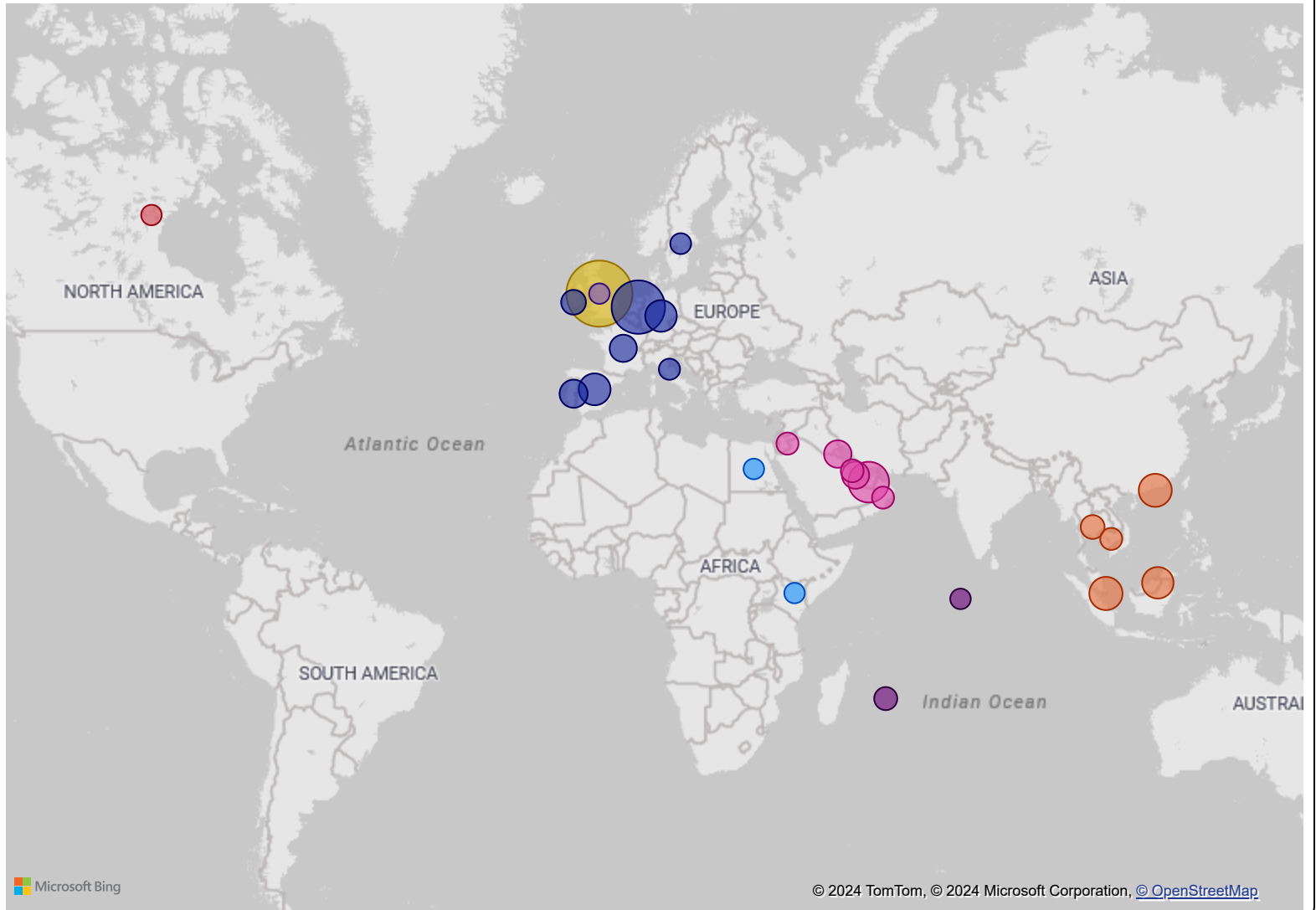
| Region | 24/25 Air | 24/25 Sea | 24/25 Total | 23/24 Air | 23/24 Sea | 23/24 Total | Diff% |
|----------------------|---------------|-----------------|-----------------|---------------|---------------|-----------------|--------------|
| United Kingdom | 203,58 | 709,49 | 913,07 | 387,92 | 0,00 | 387,92 | 135,4% |
| Europe | 209,13 | 597,40 | 806,53 | 438,71 | 21,76 | 460,47 | 75,2% |
| Middle East | 72,04 | 89,61 | 161,65 | 55,47 | 207,92 | 263,39 | -38,6% |
| Far East & Asia | 73,95 | 61,30 | 135,25 | 62,68 | 38,75 | 101,43 | 33,3% |
| Indian Ocean Islands | 0,56 | 0,00 | 0,56 | 1,18 | 0,00 | 1,18 | -52,5% |
| Africa | 0,00 | 0,00 | 0,00 | 0,54 | 0,00 | 0,54 | -100,0% |
| Other | | | | | | | |
| Russian Federation | | | | | | | |
| USA & Canada | | | | | | | |
| Total | 559,26 | 1 457,80 | 2 017,06 | 946,50 | 268,43 | 1 214,93 | 66,0% |

Comparison Year To Date (23/24 vs 24/25)

| Region | 24/25 Air | 24/25 Sea | 24/25 Total | 23/24 Air | 23/24 Sea | 23/24 Total | Diff% |
|----------------------|-----------------|-----------------|------------------|-----------------|-----------------|-----------------|--------------|
| Africa | 2,37 | 0,00 | 2,37 | 5,74 | 0,00 | 5,74 | -58,7% |
| Europe | 1 753,36 | 1 999,00 | 3 752,36 | 1 852,74 | 2 214,68 | 4 067,42 | -7,7% |
| Far East & Asia | 985,13 | 234,36 | 1 219,49 | 633,18 | 188,65 | 821,83 | 48,4% |
| Indian Ocean Islands | 26,11 | 0,00 | 26,11 | 19,96 | 0,00 | 19,96 | 30,8% |
| Middle East | 1 124,69 | 514,99 | 1 639,68 | 838,46 | 706,81 | 1 545,27 | 6,1% |
| Other | | | | | | | |
| Russian Federation | 1,03 | 0,00 | 1,03 | 0,00 | 0,00 | 0,00 | 100,0% |
| United Kingdom | 2 538,21 | 2 615,06 | 5 153,27 | 1 723,47 | 1 545,57 | 3 269,04 | 57,6% |
| USA & Canada | 0,89 | 0,00 | 0,89 | 0,00 | 0,00 | 0,00 | 100,0% |
| Total | 6 431,79 | 5 363,41 | 11 795,20 | 5 073,55 | 4 655,71 | 9 729,26 | 21,2% |

Exports per Country

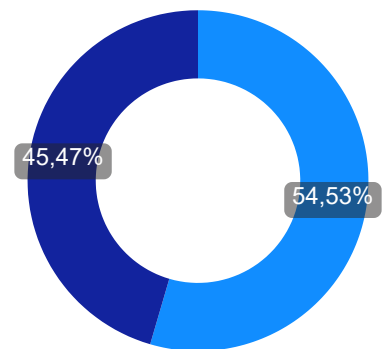
Region ● Africa ● Europe ● Far East & Asia ● Indian Ocean Isl... ● Middle East ● Russian Fede... ● United Kin... ● USA & Can...



YTD Export Growth % (23/24 vs 24/25)

| Region | 24/25 | 23/24 | Diff% |
|----------------------|------------------|-----------------|--------------|
| United Kingdom | 5 153,27 | 3 269,04 | 57,6% |
| Europe | 3 752,36 | 4 067,42 | -7,7% |
| Middle East | 1 639,68 | 1 545,27 | 6,1% |
| Far East & Asia | 1 219,49 | 821,83 | 48,4% |
| Indian Ocean Islands | 26,11 | 19,96 | 30,8% |
| Africa | 2,37 | 5,74 | -58,7% |
| Russian Federation | 1,03 | 0,00 | 100,0% |
| USA & Canada | 0,89 | 0,00 | 100,0% |
| Other | | | |
| Total | 11 795,20 | 9 729,26 | 21,2% |

Transport Type



Transport ● Air ● Sea

Exports per Region and Country

| Region | Country | 24/25 | 23/24 | Diff | Diff% |
|----------------------|----------------------|-----------------|-----------------|-----------------|---------------|
| Africa | Egypt | 1,36 | 5,74 | -4,38 | -76,3% |
| | Kenya | 1,01 | 0,00 | 1,01 | 100,0% |
| | Total | 2,37 | 5,74 | -3,37 | -58,7% |
| Europe | Belgium | 0,00 | 93,30 | -93,30 | -100,0% |
| | France | 131,17 | 87,44 | 43,73 | 50,0% |
| | Germany | 333,86 | 210,53 | 123,33 | 58,6% |
| | Ireland | 57,99 | 90,41 | -32,42 | -35,9% |
| | Italy | 4,23 | 27,23 | -23,00 | -84,5% |
| | Netherlands | 2 713,94 | 2 807,51 | -93,57 | -3,3% |
| | Portugal | 162,63 | 0,00 | 162,63 | 100,0% |
| | Spain | 346,02 | 738,95 | -392,93 | -53,2% |
| | Sweden | 2,52 | 12,05 | -9,53 | -79,1% |
| | Total | 3 752,36 | 4 067,42 | -315,06 | -7,7% |
| Far East & Asia | Cambodia | 11,09 | 8,34 | 2,75 | 33,0% |
| | Hong Kong | 416,81 | 211,91 | 204,90 | 96,7% |
| | Indonesia | 0,00 | 0,63 | -0,63 | -100,0% |
| | Malaysia | 323,73 | 205,04 | 118,69 | 57,9% |
| | Singapore | 429,86 | 378,60 | 51,26 | 13,5% |
| | Thailand | 38,00 | 17,31 | 20,69 | 119,5% |
| | Total | 1 219,49 | 821,83 | 397,66 | 48,4% |
| Indian Ocean Islands | Maldives | 1,16 | 0,00 | 1,16 | 100,0% |
| | Mauritius | 24,95 | 19,22 | 5,73 | 29,8% |
| | Reunion | 0,00 | 0,72 | -0,72 | -100,0% |
| | Seychelles | 0,00 | 0,02 | -0,02 | -100,0% |
| | Total | 26,11 | 19,96 | 6,15 | 30,8% |
| Middle East | Bahrain | 21,24 | 14,24 | 7,00 | 49,2% |
| | Jordan | 12,31 | 11,64 | 0,67 | 5,8% |
| | Kuwait | 138,98 | 117,91 | 21,07 | 17,9% |
| | Oman | 11,41 | 25,56 | -14,15 | -55,4% |
| | Qatar | 130,57 | 138,43 | -7,86 | -5,7% |
| | Saudi Arabia | 276,28 | 318,37 | -42,09 | -13,2% |
| | United Arab Emirates | 1 048,89 | 919,12 | 129,77 | 14,1% |
| | Total | 1 639,68 | 1 545,27 | 94,41 | 6,1% |
| Russian Federation | Russian Federation | 1,03 | 0,00 | 1,03 | 100,0% |
| | Total | 1,03 | 0,00 | 1,03 | 100,0% |
| United Kingdom | United Kingdom | 5 153,27 | 3 269,04 | 1 884,23 | 57,6% |
| | Total | 5 153,27 | 3 269,04 | 1 884,23 | 57,6% |
| USA & Canada | Canada | 0,89 | 0,00 | 0,89 | 100,0% |

Indemnity: Agri-hub shall take all reasonable precautions to ensure that any information and data provided by Agri-hub from its information sources are correct. Neither Agri-hub nor any of its directors, employees or information sources take any responsibility for action or losses that might occur as a result of the usage of this information.