



Blueberries Exports from South Africa

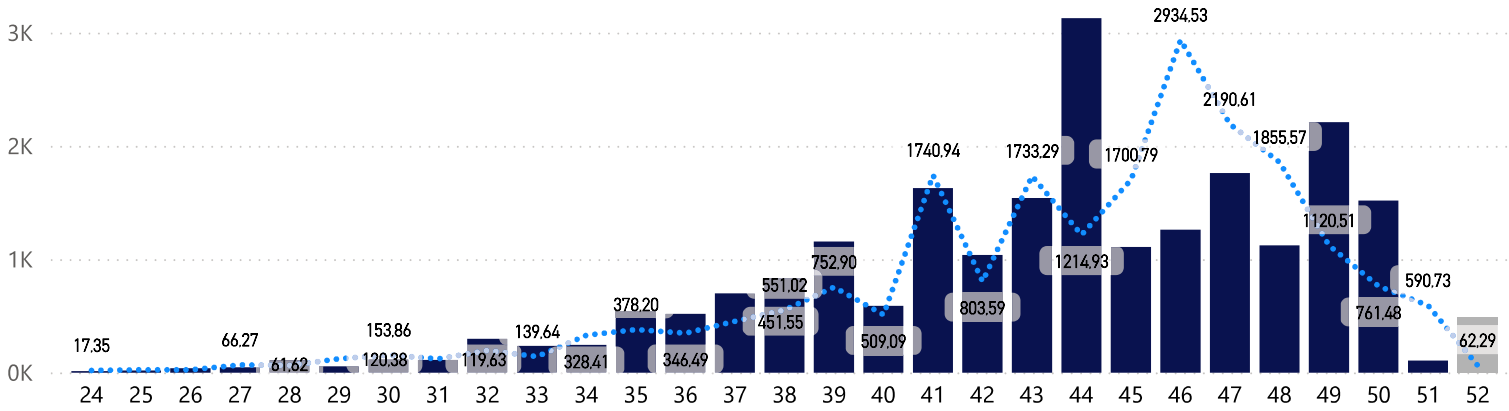
Season 2024/2025 - Week 51

(Report in Tonnage)



23/24 vs 24/25 per Week

● Confirmed ● Unconfirmed ● 23/24



Comparison Report Week (23/24 vs 24/25)

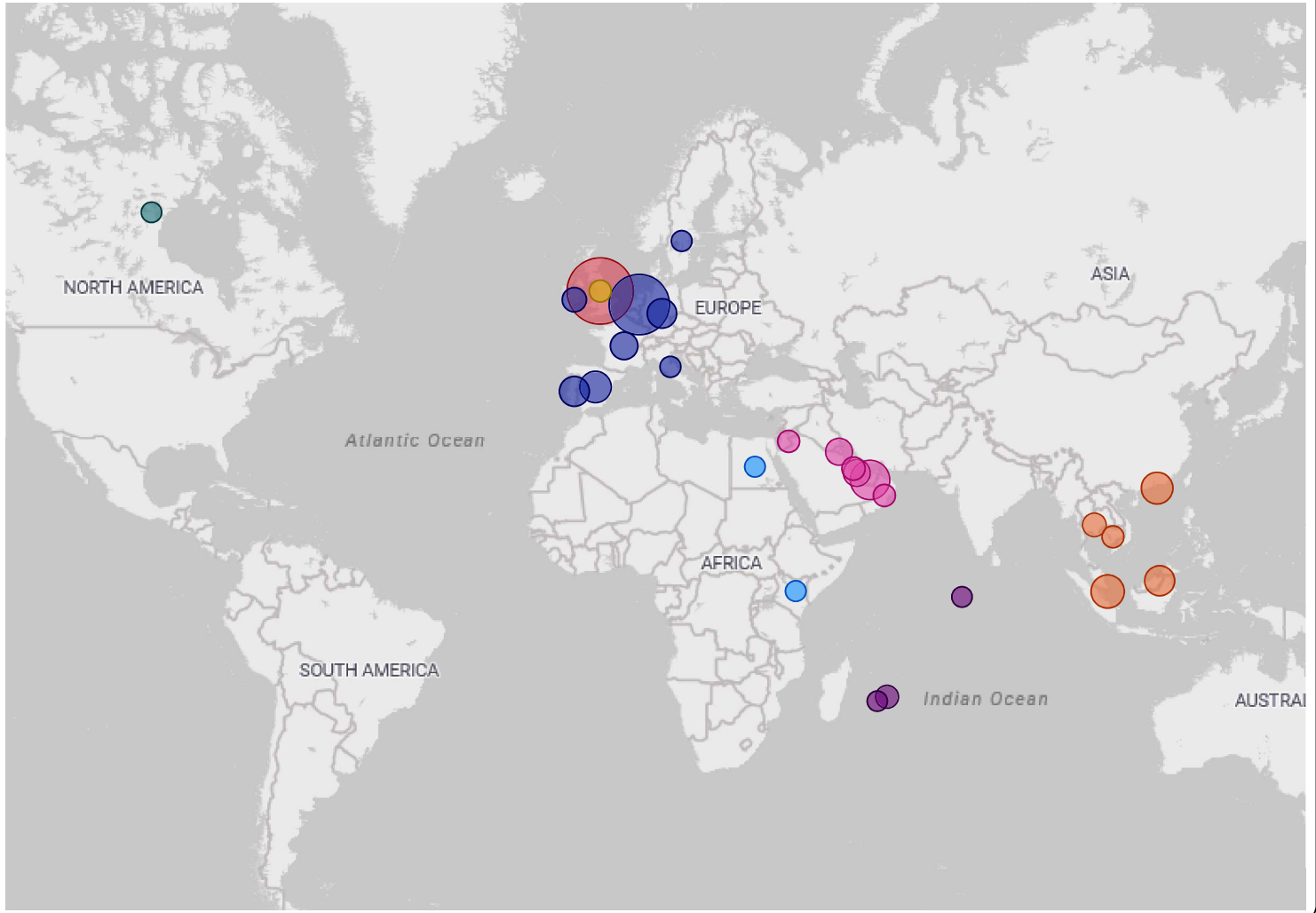
Region	24/25 Air	24/25 Sea	24/25 Total	23/24 Air	23/24 Sea	23/24 Total	Diff%
Europe	43,29	0,00	43,29	126,44	181,68	308,12	-86,0%
Middle East	19,73	18,10	37,83	7,33	10,26	17,59	115,1%
Far East & Asia	15,48	0,00	15,48	27,37	0,00	27,37	-43,4%
United Kingdom	3,51	0,00	3,51	40,53	188,48	229,01	-98,5%
Other	2,64	0,00	2,64	0,00	0,00	0,00	100,0%
Indian Ocean Islands	1,75	0,00	1,75	7,20	0,00	7,20	-75,7%
Russian Federation	0,00	0,00	0,00	1,44	0,00	1,44	-100,0%
Africa							
USA & Canada							
Total	86,40	18,10	104,50	210,31	380,42	590,73	-82,3%

Comparison Year To Date (23/24 vs 24/25)

Region	24/25 Air	24/25 Sea	24/25 Total	23/24 Air	23/24 Sea	23/24 Total	Diff%
Africa	3,41	0,00	3,41	7,97	0,49	8,46	-59,7%
Europe	2 359,03	6 228,38	8 587,41	3 831,78	6 059,90	9 891,68	-13,2%
Far East & Asia	1 353,62	475,90	1 829,52	1 016,98	454,00	1 470,98	24,4%
Indian Ocean Islands	36,92	1,20	38,12	40,11	3,89	44,00	-13,4%
Middle East	1 501,74	922,56	2 424,30	1 089,84	1 036,83	2 126,67	14,0%
Other	5,14	0,00	5,14	0,00	0,00	0,00	100,0%
Russian Federation	15,94	0,00	15,94	11,63	0,00	11,63	37,1%
United Kingdom	3 363,79	5 707,67	9 071,46	3 198,55	4 131,51	7 330,06	23,8%
USA & Canada	0,89	0,00	0,89	0,00	0,00	0,00	100,0%
Total	8 640,48	13 335,71	21 976,19	9 196,86	11 686,62	20 883,48	5,2%

Exports per Country

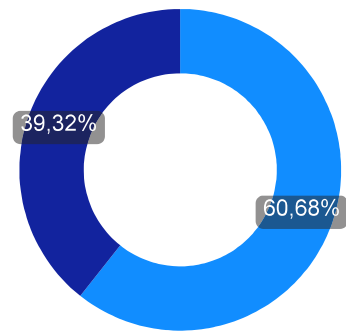
Region ● Africa ● Europe ● Far East & Asia ● Indian Ocea... ● Middle East ● Other ● Russian Fe... ● United Ki... ● USA & C...



YTD Export Growth % (23/24 vs 24/25)

Region	24/25	23/24	Diff%
United Kingdom	9 071,46	7 330,06	23,8%
Europe	8 587,41	9 891,68	-13,2%
Middle East	2 424,30	2 126,67	14,0%
Far East & Asia	1 829,52	1 470,98	24,4%
Indian Ocean Islands	38,12	44,00	-13,4%
Russian Federation	15,94	11,63	37,1%
Other	5,14	0,00	100,0%
Africa	3,41	8,46	-59,7%
USA & Canada	0,89	0,00	100,0%
Total	21 976,19	20 883,48	5,2%

Transport Type



Transport ● Sea ● Air

Exports per Region and Country

Region	Country	24/25	23/24	Diff	Diff%
Africa	Egypt	1,36	7,97	-6,61	-82,9%
	Ghana	0,00	0,49	-0,49	-100,0%
	Kenya	2,05	0,00	2,05	100,0%
	Total	3,41	8,46	-5,05	-59,7%
Europe	Belgium	0,00	234,57	-234,57	-100,0%
	France	237,87	184,60	53,27	28,9%
	Germany	387,73	437,02	-49,29	-11,3%
	Ireland	80,01	170,24	-90,23	-53,0%
	Italy	4,23	27,23	-23,00	-84,5%
	Netherlands	6 901,49	7 680,39	-778,90	-10,1%
	Portugal	417,72	0,00	417,72	100,0%
	Spain	555,84	1 145,58	-589,74	-51,5%
	Sweden	2,52	12,05	-9,53	-79,1%
	Total	8 587,41	9 891,68	-1 304,27	-13,2%
Far East & Asia	Cambodia	16,41	14,32	2,09	14,6%
	Hong Kong	581,64	295,48	286,16	96,8%
	Indonesia	0,00	0,63	-0,63	-100,0%
	Malaysia	430,04	342,59	87,45	25,5%
	Singapore	746,72	792,31	-45,59	-5,8%
	Thailand	54,71	25,65	29,06	113,3%
	Total	1 829,52	1 470,98	358,54	24,4%
Indian Ocean Islands	Maldives	1,16	0,00	1,16	100,0%
	Mauritius	36,58	39,92	-3,34	-8,4%
	Reunion	0,38	3,53	-3,15	-89,2%
	Seychelles	0,00	0,55	-0,55	-100,0%
	Total	38,12	44,00	-5,88	-13,4%
Middle East	Bahrain	44,64	22,45	22,19	98,8%
	Jordan	17,82	13,59	4,23	31,1%
	Kuwait	201,59	166,62	34,97	21,0%
	Oman	20,49	28,00	-7,51	-26,8%
	Qatar	199,08	199,42	-0,34	-0,2%
	Saudi Arabia	353,40	394,57	-41,17	-10,4%
	United Arab Emirates	1 587,28	1 302,02	285,26	21,9%
	Total	2 424,30	2 126,67	297,63	14,0%
Other	Unknown	5,14	0,00	5,14	100,0%
	Total	5,14	0,00	5,14	100,0%
Russian Federation	Russian Federation	15,94	11,63	4,31	37,1%
	Total	15,94	11,63	4,31	37,1%

Indemnity: Agri-hub shall take all reasonable precautions to ensure that any information and data provided by Agri-hub from its information sources are correct. Neither Agri-hub nor any of its directors, employees or information sources take any responsibility for action or losses that might occur as a result of the usage of this information.