



# Blueberries Exports from South Africa

2022 season

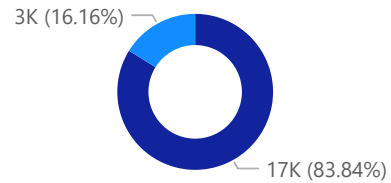
Week: 1



## Tons Exported per Week

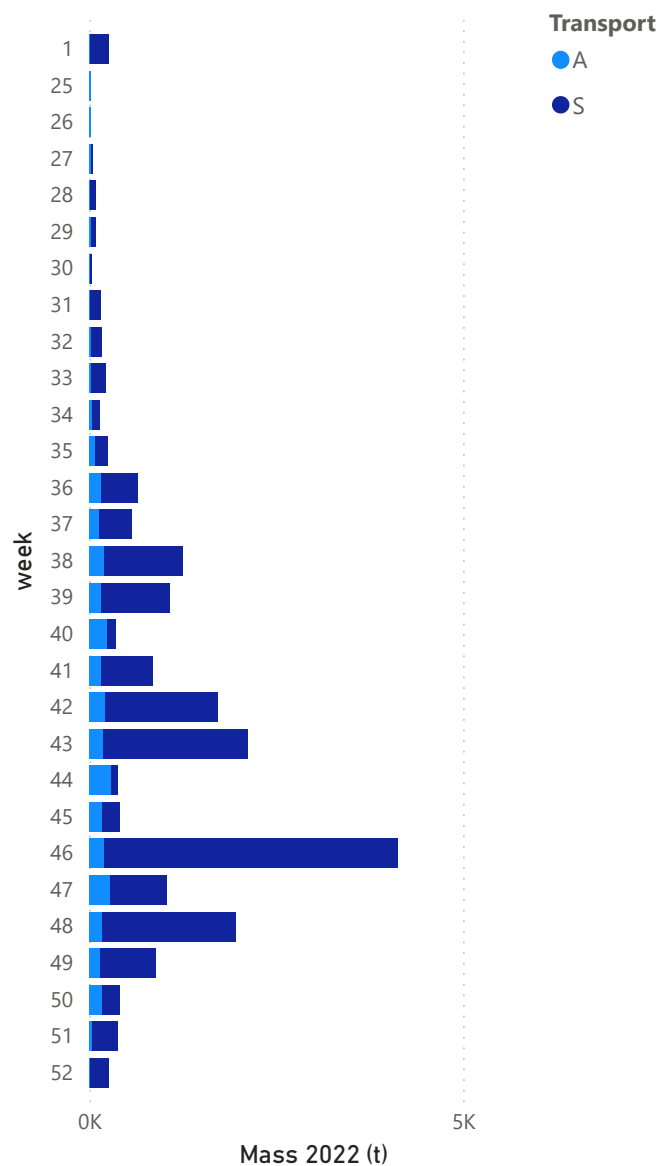
| Week         | Mass 2022 (t) | Cumulative Total per week |
|--------------|---------------|---------------------------|
| 1            | 265           | 265                       |
| 25           | 14            | 279                       |
| 26           | 23            | 302                       |
| 27           | 49            | 351                       |
| 28           | 87            | 438                       |
| 29           | 88            | 526                       |
| 30           | 38            | 564                       |
| 31           | 148           | 712                       |
| 32           | 164           | 875                       |
| 33           | 216           | 1091                      |
| 34           | 143           | 1234                      |
| 35           | 248           | 1481                      |
| 36           | 644           | 2126                      |
| 37           | 560           | 2686                      |
| 38           | 1244          | 3930                      |
| 39           | 1079          | 5009                      |
| 40           | 347           | 5356                      |
| 41           | 854           | 6210                      |
| 42           | 1716          | 7926                      |
| 43           | 2119          | 10045                     |
| 44           | 373           | 10418                     |
| 45           | 414           | 10831                     |
| 46           | 4121          | 14953                     |
| 47           | 1031          | 15984                     |
| 48           | 1962          | 17946                     |
| 49           | 892           | 18839                     |
| 50           | 404           | 19243                     |
| 51           | 380           | 19623                     |
| 52           | 262           | 19885                     |
| <b>Total</b> | <b>19885</b>  | <b>19885</b>              |

## Exports by Transport Type



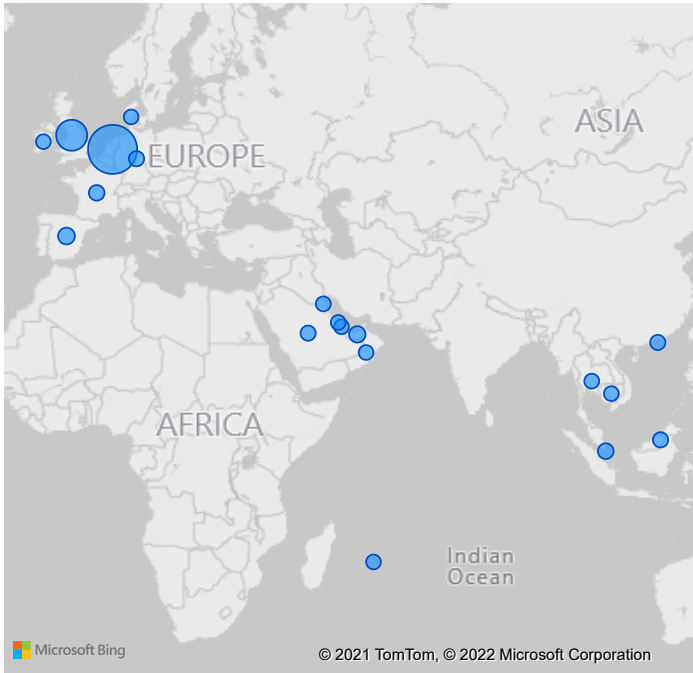
Transport ● S ● A

## Tons Exported per Week





### Exports per Country

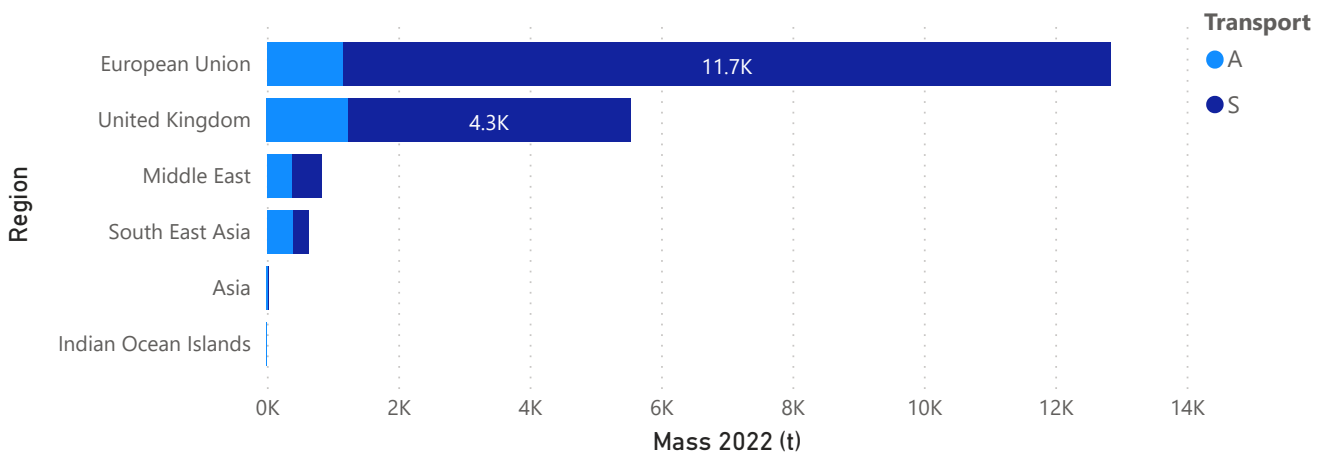


| Region               | Country              | Mass 2022 (t) |
|----------------------|----------------------|---------------|
| United Kingdom       | Ireland              | 4             |
|                      | United Kingdom       | 5528          |
|                      | <b>Total</b>         | <b>5532</b>   |
| South East Asia      | Hong Kong            | 146           |
|                      | Malaysia             | 172           |
|                      | Singapore            | 323           |
|                      | <b>Total</b>         | <b>640</b>    |
| Middle East          | Bahrain              | 19            |
|                      | Kuwait               | 59            |
|                      | Oman                 | 19            |
|                      | Qatar                | 23            |
|                      | Saudi Arabia         | 141           |
|                      | United Arab Emirates | 577           |
|                      | <b>Total</b>         | <b>837</b>    |
| Indian Ocean Islands | Mauritius            | 2             |
|                      | <b>Total</b>         | <b>2</b>      |
| European Union       | Denmark              | 2             |
|                      | France               | 290           |
|                      | Germany              | 192           |
|                      | Netherlands          | 11667         |
|                      | Spain                | 690           |
|                      | <b>Total</b>         | <b>12842</b>  |
|                      | Asia                 | Cambodia      |
| Thailand             |                      | 28            |
| <b>Total</b>         |                      | <b>31</b>     |
| <b>Total</b>         | <b>Total</b>         | <b>19885</b>  |

### YTD Export Growth %

| Region               | Mass 2021 (T) | Mass 2022 (T) | % Diff       |
|----------------------|---------------|---------------|--------------|
| European Union       | 7728          | 12842         | 39.8%        |
| United Kingdom       | 5528          | 5532          | 0.1%         |
| Middle East          | 467           | 837           | 44.2%        |
| South East Asia      | 575           | 640           | 10.2%        |
| Asia                 | 5             | 31            | 83.4%        |
| Indian Ocean Islands | 4             | 2             | -78.6%       |
| <b>Total</b>         | <b>14308</b>  | <b>19885</b>  | <b>28.0%</b> |

### Exports per Region





## Blueberries Exports from South Africa

2022 season

Week 1



### Notes:

#### **5 August 2021:**

Week 27 to 29 data updated due to a transmission failure in EDI files. This issue has been resolved and data updated retrospectively.

Vessel delays due to port congestion caused shifts in sea freight volumes in week 28 to 32.

#### **17 September 2021:**

Mass and Cumulative Summary columns swapped on page 1 of this report as per request.

Week 33 to 36 data adjusted according to exporter feedback

#### **8 October 2021:**

Reporting delay due to data submissions that had to be verified.

#### **13 October 2021:**

Reporting figures corrected after season setup for week 39.

#### **12 November 2021:**

Reporting delay due to data submissions that had to be verified. Please note figures changed due to historical data corrections.

#### **9 December 2021:**

Additional information included to show the percentage difference from the previous season.

*Thank you to all providers submitting and engaging with this data. For any questions or concerns, please contact us on [brian@agrihub.co.za](mailto:brian@agrihub.co.za).*

2022/01/13 18:39:42