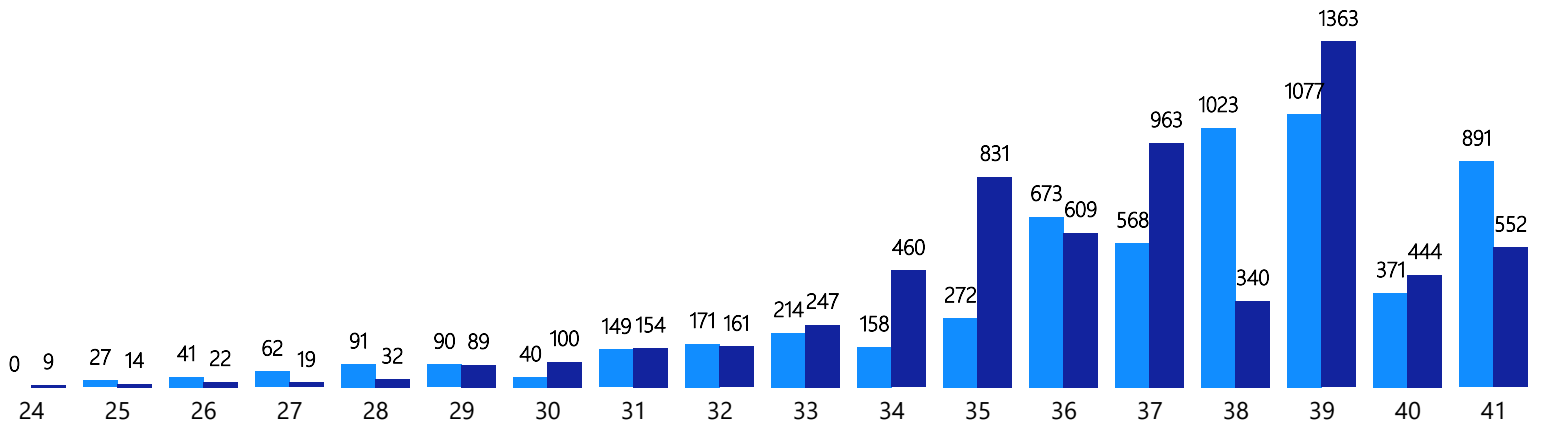


## 21/22 vs 22/23 per Week

● 21/22 ● 22/23



## Comparison Week 41 (21/22 vs 22/23)

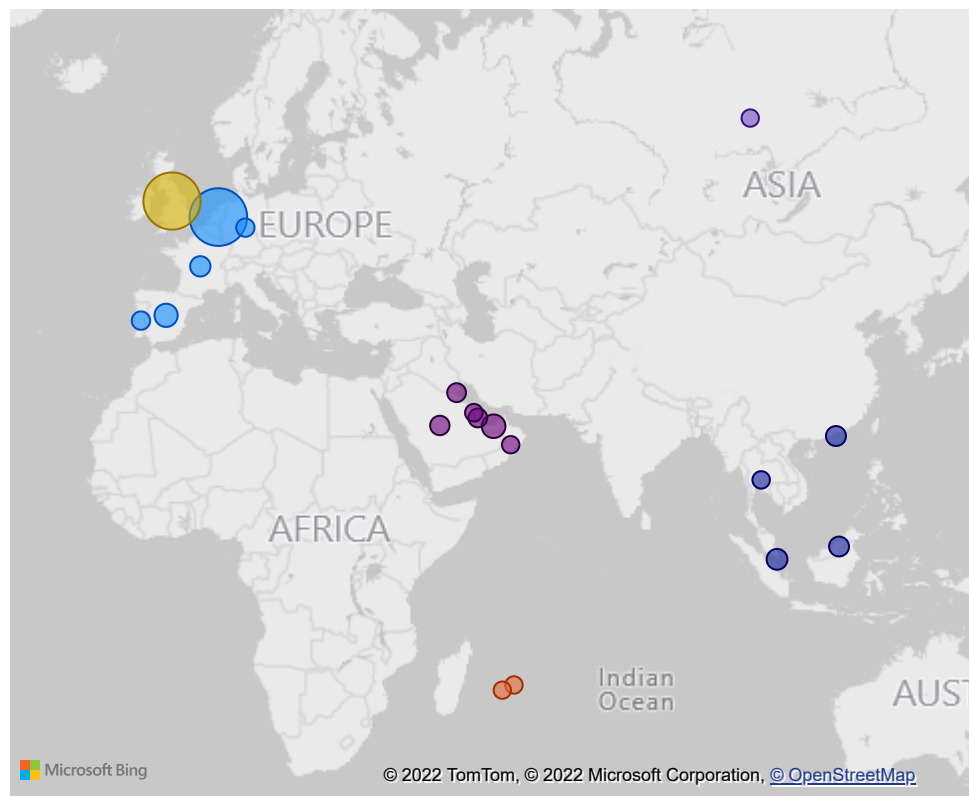
Region	22/23 Air	22/23 Sea	Total 22/23	21/22 Air	21/22 Sea	Total 21/22	Diff %
Africa	0.00	0.00	0.00	0.00	0.00	0.00	0.00%
Europe	85.86	191.60	277.46	37.71	463.15	500.86	-44.60%
Far East & Asia	34.97	0.42	35.39	39.14	36.43	75.58	-53.17%
Indian Ocean Islands	0.68	0.00	0.68	0.00	0.00	0.00	100.00%
Middle East	33.22	0.00	33.22	27.08	0.00	27.08	22.65%
Russian Federation	0.00	0.00	0.00	0.00	0.00	0.00	0.00%
United Kingdom	163.96	41.17	205.14	72.44	214.65	287.09	-28.55%
USA & Canada	0.00	0.00	0.00	0.00	0.00	0.00	0.00%
Other	0.00	0.00	0.00	0.34	0.00	0.34	-100.00%
<b>Total</b>	<b>318.70</b>	<b>233.19</b>	<b>551.89</b>	<b>176.71</b>	<b>714.23</b>	<b>890.94</b>	<b>-38.06%</b>

## Comparison YTD Week 41 (21/22 vs 22/23)

Region	22/23 Air	22/23 Sea	Total 22/23	21/22 Air	21/22 Sea	Total 21/22	Diff %
Africa	0.00	0.00	0.00	0.00	0.00	0.00	0.00%
Europe	302.26	2 632.16	2 934.42	518.60	2 756.12	3 274.72	-10.39%
Far East & Asia	377.90	130.89	508.78	271.76	169.57	441.33	15.28%
Indian Ocean Islands	6.62	0.56	7.18	0.34	0.00	0.34	2028.00%
Middle East	386.97	294.33	681.30	229.79	140.11	369.90	84.18%
Russian Federation	0.97	0.00	0.97	0.00	0.00	0.00	100.00%
United Kingdom	652.80	1 623.92	2 276.73	513.76	1 317.90	1 831.66	24.30%
USA & Canada	0.00	0.00	0.00	0.00	0.00	0.00	0.00%
Other	0.00	0.00	0.00	1.35	0.00	1.35	-100.00%
<b>Total</b>	<b>1 727.52</b>	<b>4 681.86</b>	<b>6 409.38</b>	<b>1 535.60</b>	<b>4 383.70</b>	<b>5 919.31</b>	<b>8.28%</b>

### Exports per Country

RegionReportAs ● EUR ● FEA ● IOI ● MEA ● OTH ● RUS ● UKI



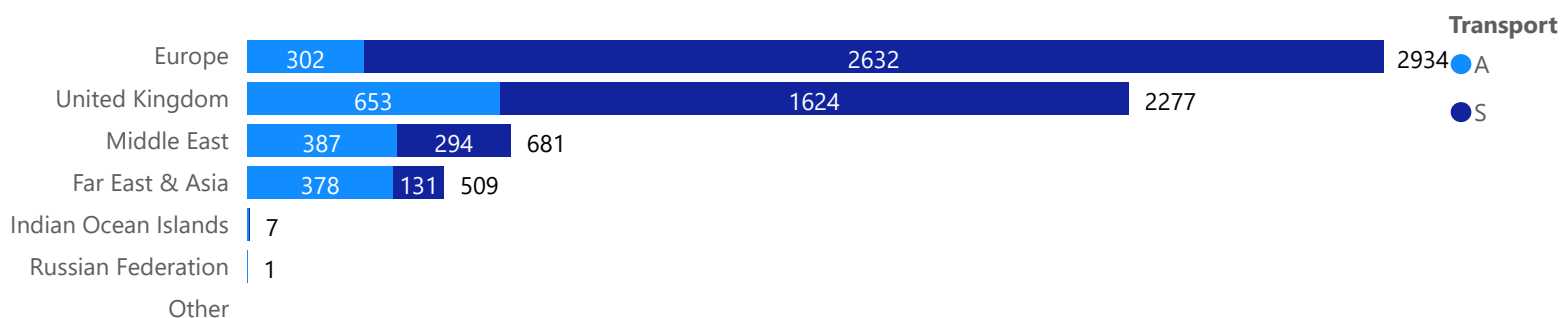
### Exports per Region and Country

Region	CountryDesc	22/23
Europe	Denmark	0
	France	173
	Germany	57
	Netherlands	2301
	Portugal	65
	Spain	337
	<b>Total</b>	<b>2934</b>
Far East & Asia	Hong Kong	152
	Malaysia	147
	Singapore	201
	Thailand	9
	<b>Total</b>	<b>509</b>
Indian Ocean Islands	Mauritius	6
	Reunion	1
	<b>Total</b>	<b>7</b>
Middle East	Bahrain	19
	Kuwait	87
	Oman	6
	Qatar	88
	Saudi Arabia	121
	United Arab Emirates	360
	<b>Total</b>	<b>681</b>
	Other	Unknown
<b>Total</b>		<b>0</b>
Russian Federation	Russian Federation	1
	<b>Total</b>	<b>1</b>
United Kingdom	United Kingdom	2277
	<b>Total</b>	<b>2277</b>
<b>Total</b>		<b>6409</b>

### YTD Export Growth % (21/22 vs 22/23)

Region	21/22	22/23	Diff %
Total	5 919.31	6 409.38	8.28%
Europe	3 274.72	2 934.42	-10.39%
United Kingdom	1 831.66	2 276.73	24.30%
Far East & Asia	441.33	508.78	15.28%
Middle East	369.90	681.30	84.18%
Other	1.35	0.00	-100.00%
Indian Ocean Islands	0.34	7.18	2028.00%
Russian Federation	0.00	0.97	100.00%

### Exports per Region 22/23





# Blueberries Exports from South Africa

Season 2022/2023



## Glossary of Key Terms

### Actual Cartons (ActCtn)

- Number of carton that are on a pallet as provided by data source. (The number cartons can differ depending on the pack type code e.g. J60B has 1 carton, and A15C had 80 cartons)

### Country of Origin

- Reports based on South African exports only. The country of origin code in the data source is ZA.

### Equivalent Cartons (EqvCtns)

- The net mass provided by the data source, divided by the standard mass as per commodity. ( Nett mass is validated to be within certain tolerance based on pack type codes) e.g. Grapes standard mass is 4.5 kg,
- Oranges is 15kg

### Pallet Quantity (Plt\_Qty)

- The Pallet Quantity provided by data source. No distinction is made between pallet types

### Port Of Loading (POL)

- Port of Loading

### Shipped Date

- Shipped date is the sail date from the Port of Loading for the vessel.
- Pome fruit & Stone fruit - Shipped Date / Export Week is the date of the last South African port of loading (Initially the shipped date is received from the data source. The vessel sail date is updated according to Marine traffic and Transnet to use the actual shipped dates )

### Season\_week

- Commodity based week indicating the start of a season.

### Ship\_week

- The week of the year, starting on a Monday, derived from the shipped date.
- Volumes might change in ship weeks based on exporters updates being sent through via EDI files.
- Pome and Stone fruit use Shipped\_week\_za in this field.

### Shipped\_week\_pol

- The week of the year, starting on a Monday, derived from the shipped date when the vessel left the port.

### Shipped\_week\_za

- The week of the year, starting on a Monday, derived from the shipped date when the vessel left the last South African POL. (NOT the port the container was loaded in)

### Year To Date (YTD)

- Year To Date (YTD) - Data for the current season. The season dates are commodity based.

### Indemnity:

Agri-hub shall take all reasonable precautions to ensure that any information and data provided by Agri-hub from its information sources are correct. Neither Agri-hub nor any of its directors, employees or information sources take any responsibility for action or losses that might occur as a result of the usage of this information.

20 October 2022